

CHINO BASIN WATERMASTER



NOTICE OF MEETING

Thursday, April 18, 2024

9:00 a.m. – Advisory Committee Meeting

**CHINO BASIN WATERMASTER
ADVISORY COMMITTEE MEETING**

9:00 a.m. – April 18, 2024

Mr. Jeff Pierson, Chair

Ms. Courtney Jones, Vice-Chair

Mr. Brian Geye, Second Vice-Chair

At The Offices Of

Chino Basin Watermaster

9641 San Bernardino Road

Rancho Cucamonga, CA 91730

(Meeting can also be taken remotely via Zoom at this [link](#))

AGENDA

CALL TO ORDER

ROLL CALL

AGENDA – ADDITIONS/REORDER

I. CONSENT CALENDAR

All matters listed under the Consent Calendar are considered to be routine and non-controversial and will be acted upon by one motion in the form listed below. There will be no separate discussion on these items prior to voting unless any members, staff, or the public requests specific items be discussed and/or removed from the Consent Calendar for separate action.

A. MINUTES

Approve as presented:

Minutes of the Advisory Committee Meeting held on March 21, 2024 *(Page 1)*

B. FINANCIAL REPORTS

Receive and file as presented:

Monthly Financial Report for the Period Ended February 29, 2024 *(Page 5)*

II. BUSINESS ITEMS

FISCAL YEAR 2024/25 BUDGET PRESENTATION (INFORMATION ONLY)

III. REPORTS/UPDATES

A. WATERMASTER LEGAL COUNSEL

1. May 31, 2024 Court Hearing (Watermaster 46th Annual Report)
2. Court of Appeal Case No. E079052 (City of Chino, MVIC, MVWD, City of Ontario appeal re OAP Expenses and Attorney Fees)
3. Court of Appeal Consolidated Cases No. E080457 and E082127 (City of Ontario appeal re 2021-22 and 2022-23 Assessment Packages)
4. Court of Appeal Case No. E080533 (Cities of Chino, Ontario appeal re 2022-23 Watermaster budget expenses to support CEQA analysis)
5. Kaiser Permanente Lawsuit

B. ENGINEER

1. Data Collection and Evaluation
2. 2025 Safe Yield Reevaluation
3. Maximum Benefit Annual Report

C. GENERAL MANAGER

1. SWP Allocation
2. Other

D. INLAND EMPIRE UTILITIES AGENCY (Page 23)

1. Metropolitan Water District Activities Report (Written)
2. Water Supply Conditions (Written)
3. State and Federal Legislative Reports (Written)

E. METROPOLITAN MEMBER AGENCY REPORTS

IV. INFORMATION

1. Chino Airport and South Archibald Plumes Semi-Annual Status Reports (Page 44)

V. COMMITTEE MEMBER COMMENTS

VI. OTHER BUSINESS

VII. CONFIDENTIAL SESSION - POSSIBLE ACTION

A Confidential Session may be held during the Advisory Committee meeting for the purpose of discussion and possible action.

VIII. FUTURE MEETINGS AT WATERMASTER

04/16/24	Tue	1:30 p.m.	Fiscal Year 2024/25 Budget Workshop #1
04/18/24	Thu	9:00 a.m.	Advisory Committee
04/18/24	Thu	10:00 a.m.	Recharge Investigations and Projects Committee (RIPComm)
04/23/24	Tue	1:30 p.m.	Fiscal Year 2024/25 Budget Workshop #2
04/25/24	Thu	9:30 a.m.	Watermaster Orientation*
04/25/24	Thu	11:00 a.m.	Watermaster Board
04/30/24	Tue	1:30 p.m.	Fiscal Year 2024/25 Budget Workshop #3

* The Watermaster Orientation series are held in person only with no remote access.

ADJOURNMENT

Ruby Favela
Jordan Garcia
Erik Vides
Rudy Nunez

Administrative Assistant
Senior Field Operations Specialist
Field Operations Specialist
Office Specialist/Receptionist

WATERMASTER CONSULTANTS PRESENT AT WATERMASTER

Veva Weamer West Yost

WATERMASTER CONSULTANTS PRESENT ON ZOOM

Brad Herrema Brownstein Hyatt Farber Schreck, LLP
Scott Nelsen Eide Bailly, LLP
Andy Malone West Yost
Garrett Rapp West Yost

OTHERS PRESENT AT WATERMASTER

Jimmie Moffatt Cucamonga Valley Water District
Steven Smith Inland Empire Utilities Agency
Matthew Litchfield Three Valleys Municipal Water District

OTHERS PRESENT ON ZOOM

Gino Filippi Agricultural Pool
Natalie Avila City of Chino
Hye Jin Lee City of Chino
Eunice Ulloa City of Chino
Nicole deMoet City of Upland
Eduardo Espinoza Cucamonga Valley Water District
Rob Hills Cucamonga Valley Water District
Jiwon Seung Cucamonga Valley Water District
Jesse Pompa Jurupa Community Services District
Andy Campbell Inland Empire Utilities Agency
Christiana Daisy Inland Empire Utilities Agency
Eddie Lin Inland Empire Utilities Agency
Michael Hurley Inland Empire Utilities Agency
Maddy Benner Los Vaqueros JPA
Manny Martinez Monte Vista Water District
John Lopez Santa Ana River Water Company
Lewis Callahan State of California – CDCR
David De Jesus Three Valleys Municipal Water District
Nicole deMoet West End Consolidated Water Company
Laura Roughton Western Water
Mallory O'Conor Western Water
Richard Rees WSP USA

CALL TO ORDER

Chair Pierson called the Advisory Committee meeting to order at 9:00 a.m.

ROLL CALL

(00:00:40) Ms. Moore conducted the roll call and announced that a quorum was present.

AGENDA – ADDITIONS/REORDER

None

I. CONSENT CALENDAR

All matters listed under the Consent Calendar are considered to be routine and non-controversial and will be acted upon by one motion in the form listed below. There will be no separate discussion on these items prior to voting unless any members, staff, or the public requests specific items be discussed and/or removed from the Consent Calendar for separate action.

A. MINUTES

Approve as presented:

Minutes of the Advisory Committee Meeting held on February 15, 2024

B. FINANCIAL REPORTS

Receive and file as presented:

Monthly Financial Report for the Period Ended January 31, 2024

C. OBMP SEMI-ANNUAL STATUS REPORT 2023-2

Recommend to the Watermaster Board to adopt the Semi-Annual OBMP Status Report 2023-2, and direct staff to file a copy with the Court, subject to any necessary non-substantive changes.

D. SGMA REPORTING FOR WATER YEAR 2023

Recommend to the Watermaster Board to approve and direct staff to file the information/reports with the DWR.

(00:03:32)

Motion by Mr. Marty Zvirbulis, seconded by Ms. Amanda Coker, Chair Pierson called for dissent, and none being noted, the motion was deemed passed unanimously among those present.

Moved to approve the Consent Calendar as presented.

II. BUSINESS ITEMS

None

III. REPORTS/UPDATES

A. WATERMASTER LEGAL COUNSEL

1. Watermaster Court Department Change
2. May 31, 2024 Court Hearing (Watermaster 46th Annual Report)
3. Court of Appeal Case No. E079052 (City of Chino, MVIC, MVWD, City of Ontario appeal re OAP Expenses and Attorney Fees)
4. Court of Appeal Consolidated Cases No. E080457 and E082127 (City of Ontario appeal re 2021- 22 and 2022-23 Assessment Packages)
5. Court of Appeal Case No. E080533 (Cities of Chino, Ontario appeal re 2022-23 Watermaster budget expenses to support CEQA analysis)
6. Kaiser Permanente Lawsuit

(00:04:08) Mr. Herrema stated that his report remained unchanged from those given at the Pool Committee meetings last week.

B. ENGINEER

1. SGMA Reporting for Water Year 2023
2. Ground-Level Monitoring Program
3. Data Collection and Evaluation
4. 2025 Safe Yield Reevaluation
5. Emerging Contaminants Monitoring Plan

(00:05:09) Ms. Weamer stated that the Engineer's report remained unchanged from those given at the Pool Committee meetings last week.

C. GENERAL MANAGER

1. Fiscal Year 2024/25 Budget Release
2. Status Report: Exhibit G Physical Solution Transfers
3. Other

(00:05:43) Mr. Tellez Foster stated that his report remained unchanged from those given at the Pool Committee meetings last week.

D. INLAND EMPIRE UTILITIES AGENCY

1. Metropolitan Water District Activities Report (Written)
2. Water Supply Conditions (Written)
3. State and Federal Legislative Reports (Written)

(00:06:18) Mr. Steve Smith gave a presentation on groundwater recharge activities and projects in the Basin.

E. METROPOLITAN MEMBER AGENCY REPORTS

There was no oral report given.

IV. COMMITTEE MEMBER COMMENTS

None

V. OTHER BUSINESS

None

VI. CONFIDENTIAL SESSION – POSSIBLE ACTION

A Confidential Session may be held during the Advisory Committee meeting for the purpose of discussion and possible action.

None

ADJOURNMENT

Chair Pierson adjourned the Advisory Committee meeting at 9:22 a.m.

Secretary: _____

Approved: _____



CHINO BASIN WATERMASTER

9641 San Bernardino Road, Rancho Cucamonga, CA 91730
Tel: 909.484.3888 www.cbwm.org

EDGAR TELLEZ FOSTER, PhD
Acting General Manager

STAFF REPORT

DATE: April 2024
TO: Watermaster Committees & Board
SUBJECT: Monthly Financial Reports (For the Reporting Period Ended February 29, 2024) (Consent Calendar Item I.B.)

SUMMARY

Issue: Record of Monthly Financial Reports for the reporting period ended February 29, 2024) [Normal Course of Business]

Recommendation: Receive and file Monthly Financials Reports for the reporting period ended February 29, 2024) as presented.

Financial Impact: None.

Future Consideration

Advisory Committee – April 18, 2024:

Watermaster Board – April 25, 2024:

ACTIONS:

Appropriative Pool – April 11, 2024: Received and Filed

Non-Agricultural Pool – April 11, 2024: Received and Filed

Agricultural Pool – April 11, 2024: Received and Filed

Advisory Committee – April 18, 2024:

Watermaster Board – April 25, 2024:

Watermaster's function is to administer and enforce provisions of the Judgment and subsequent orders of the Court, and to develop and implement an Optimum Basin Management Program

BACKGROUND

A monthly reporting packet is provided to keep all members apprised of Watermaster revenues, expenditures, and other financial activity. Monthly reports include the following:

1. Cash Disbursements – Summarized report of all payments made during the reporting month.
2. Credit Card Expense Detail – Detail report of all credit card activity during the reporting month.
3. Combining Schedule of Revenues, Expenses & Changes in Net Assets – Detail report of all revenue and expense activity for the fiscal YTD, summarized by pool category.
4. Treasurer’s Report – Summary of Watermaster investments holdings and anticipated earnings as of month end.
5. Budget to Actual Report – Detail report of actual revenue and expense activity, shown for reporting month and YTD, comparatively to the adopted budget.
6. Monthly Variance Report & Supplemental Schedules – Supporting schedule providing explanation for major budget variances. Also provides several additional tables detailing pool fund balance, salaries expense, legal expense, and engineering expense.

DISCUSSION

Detailed explanation of major variances and other additional information can be found on the “Monthly Variance Report & Supplemental Schedules.”

Watermaster staff is happy to provide additional explanation or respond to any questions on these reports.

ATTACHMENTS

1. Monthly Financial Reports (February 29, 2024)



**Chino Basin Watermaster
Cash Disbursements
February 2024**

Date	Number	Vendor Name	Description	Amount
02/01/2024	24593	BURRTEC WASTE INDUSTRIES, INC.	February waste services	\$ (160.73)
02/01/2024	24594	SOUTHERN CALIFORNIA EDISON	Electricity services	(140.35)
02/01/2024	24595	STANDARD INSURANCE CO.	January life and disability services	(761.44)
02/01/2024	24596	ULTIMATE STAFFING SERVICES	Temporary employment services	(1,475.60)
02/01/2024	24597	UNION 76	January fuel purchases	(247.73)
02/01/2024	24598	VISION SERVICE PLAN	February vision insurance coverage	(113.85)
02/01/2024	24599	VIDES, ERIK	Legal insurance reimbursement	(12.95)
02/07/2024	24600	BROWNSTEIN HYATT FARBER SCHRECK	January legal services	(162,569.51)
02/07/2024	24601	CURATALO, JAMES		(1,750.00)
02/07/2024	24602	DE BOOM, NATHAN		(250.00)
02/07/2024	24603	EGOSCUE LAW GROUP, INC.	December legal services	(8,550.00)
02/07/2024	24604	EMPOWER LAB	January coaching services	(500.00)
02/07/2024	24605	FILIPPI, GINO		(500.00)
02/07/2024	24606	VELTO, BILL		(250.00)
02/09/2024	24607	ACWA JOINT POWERS INSURANCE AUTHORITY	March life insurance	(183.39)
02/09/2024	24608	AMBASSADOR ASSOCIATES, LLC	Employee training workshop	(5,000.00)
02/09/2024	24609	APPLIED COMPUTER TECHNOLOGIES	January database consulting services	(4,250.00)
02/09/2024	24610	BOWCOCK, ROBERT		(500.00)
02/09/2024	24611	CALIFORNIA BANK & TRUST	Account ending 6198 - See detail attached	(8,375.18)
02/09/2024	24612	ELIE, STEVEN		(125.00)
02/09/2024	24613	FIRST LEGAL NETWORK LLC	Court filing services	(355.89)
02/09/2024	24614	FRONTIER COMMUNICATIONS	Office alarm services	(152.44)
02/09/2024	24615	GEYE, BRIAN		(375.00)
02/09/2024	24616	KUHN, BOB		(750.00)
02/09/2024	24617	LAW OFFICE OF ALLEN W. HUBSCH	February ONAP legal services	(3,272.50)
02/09/2024	24618	RUBEN LLAMAS		(250.00)
02/09/2024	24619	SAN DIEGO HUMAN RESOURCES CONSULTING, INC	Final installment for DEI training	(2,376.02)
02/09/2024	24620	SPECTRUM ENTERPRISE	February internet services	(1,105.40)
02/09/2024	24621	STATE COMPENSATION INSURANCE FUND	FY 24 Worker's compensation insurance	(2,768.91)
02/09/2024	24622	ULTIMATE STAFFING SERVICES	Temporary employment services	(1,475.60)
02/09/2024	24623	VANGUARD CLEANING SYSTEMS	February janitorial service	(1,220.00)
02/09/2024	24624	VC3, INC.	January IT services	(6,512.56)
02/09/2024	24625	WAVE HR SOLUTIONS	January human resources services	(2,405.00)
02/09/2024	24626	WESTERN MUNICIPAL WATER DISTRICT		(375.00)
02/12/2024	ACH2/12/24	CALPERS	February Medical Insurance Premiums	(13,064.24)
02/20/2024	ACH2/20/24	PITNEY BOWES GLOBAL FINANCIAL SERVICES	Postage meter lease	(47.19)
02/26/2024	ACH2/26/24	PUBLIC EMPLOYEES' RETIREMENT SYSTEM	Annual Unfunded Accrued Liability-Plan 3299	(9,902.00)
02/27/2024	24627	ABC LOCKSMITHS*	Battery replacement	(84.40)
02/27/2024	24628	CONCENTRA	Pre-employment screening	(181.00)
02/27/2024	24629	CORELOGIC INFORMATION SOLUTIONS	January geographic package services	(125.00)
02/27/2024	24630	CUCAMONGA VALLEY WATER DISTRICT	March lease	(11,727.00)
02/27/2024	24631	EGOSCUE LAW GROUP, INC.	January OAP legal services	(18,310.50)
02/27/2024	24632	EIDE BAILLY LLP	December accounting consulting services	(18,958.20)
02/27/2024	24633	GREAT AMERICA LEASING CORP.	January copy machine lease	(1,464.61)
02/27/2024	24634	HUITSING, JOHN		(125.00)
02/27/2024	24635	KAVOUNAS, PETER	Dec-Feb health premium reimbursements	(4,160.24)
02/27/2024	24636	LEGAL SHIELD	February employee paid legal insurance	(145.45)
02/27/2024	24637	PETTY CASH	Petty cash replenishment	(345.32)
02/27/2024	24638	PSMJ RESOURCES, INC	Advisory services for rate study	(9,000.00)
02/27/2024	24639	READY REFRESH	Office water dispenser lease	(120.66)
02/27/2024	24640	SOCALGAS	Gas utilities	(233.81)
02/27/2024	24641	SOUTHERN CA EDISON	Electricity services	(1,198.43)
02/27/2024	24642	STANDARD INSURANCE CO.	February life and disability insurances	(824.97)
02/27/2024	24643	ULTIMATE STAFFING SERVICES	Temporary employment services	(2,951.20)
02/27/2024	24644	UNITED HEALTHCARE	March dental insurance coverage	(1,011.96)
02/27/2024	24645	VERIZON WIRELESS	Internet services and mobile broadband unlimited	(314.48)
02/28/2024	24646	BURRTEC WASTE INDUSTRIES, INC.	March waste services	(160.73)
02/28/2024	24647	PITNEY BOWES GLOBAL FINANCIAL SERVICES	Postage meter lease	(402.50)
02/28/2024	24648	SAN BERNARDINO COUNTY - DEPT. AIRPORTS	March rent for extensometer site	(133.00)
02/28/2024	24649	SOUTHERN CALIFORNIA EDISON	Electricity services	(146.34)
02/28/2024	24650	TOM DODSON & ASSOCIATES	January services - OBMP Update	(4,717.50)
02/28/2024	24651	ULTIMATE STAFFING SERVICES	Temporary employment services	(1,535.37)



Chino Basin Watermaster
Cash Disbursements
February 2024

Date	Number	Vendor Name	Description	Amount
02/28/2024	24652	VC3, INC.	February IT services	(6,770.40)
02/28/2024	24653	VISION SERVICE PLAN	March vision insurance coverage	(113.85)
02/28/2024	24654	WEST YOST	January engineering services	(198,778.46)
Total for Month \$				(526,163.86)



Chino Basin Watermaster

Credit Card Expense Detail

February 2024

Date	Number	Description	Expense Account	Amount
02/09/2024	24611	CALIFORNIA BANK & TRUST		
		Lunch Meeting - E. Tellez Foster, A. Nelson, Daniela Uriarte	6141.3 · Admin Meetings	(58.44)
		Breakfast Meeting- E. Tellez Foster, C. Diggs, C. Berch	8312 · Meeting Expenses	(59.99)
		Misc. Office Supplies	6031.7 · Other Office Supplies	(55.04)
		REV Subscription - Transcription Services	6112 · Subscriptions/Publications	(29.88)
		Hotel Registration - E. Tellez Foster ACWA Conference Service fee	6191 · Conferences - General	(15.93)
		Hotel Registration - E. Tellez Foster ACWA Conference	6191 · Conferences - General	(836.97)
		ACWA Registration - E. Tellez Foster	6191 · Conferences - General	(1,063.55)
		Misc. Office Supplies	6031.7 · Other Office Supplies	(122.38)
		AGWT Conference - E. Tellez Foster, A. Jurado, E. Vides, J. Nakano, J. Garcia	6191 · Conferences - General	(1,345.13)
		Misc. Office Supplies	6031.7 · Other Office Supplies	(38.52)
		Misc. Office Supplies	6031.7 · Other Office Supplies	(35.95)
		Misc. Office Supplies	6031.7 · Other Office Supplies	(22.80)
		Name plates new Board members and Rudy Nunez	6031.7 · Other Office Supplies	(118.04)
		IAAP Annual Subscription - RFQ	6193 · Employee Training	(199.28)
		Misc. Office Supplies	6031.7 · Other Office Supplies	(340.40)
		HRIS and Timekeeping System	6061.2 · Bamboo HR Consultant	(224.23)
		2 Vostro Replacement Laptops	6055 · Computer Hardware	(1,927.97)
		FedEx - P. Kavonas check	6042 · Postage - General	(45.99)
		Misc. Office Supplies	6031.7 · Other Office Supplies	(63.27)
		FedEx - In-Situ - Shipping of pressure transducer	6042 · Postage - General	(36.75)
		Name Plates Jimmie Moffatt, Laura Yraceburu	6031.7 · Other Office Supplies	(47.22)
		LinkedIn - General Manager Recruitment	6112 · Subscriptions/Publications	(502.18)
		LinkedIn - Premium Monthly Subscription	6112 · Subscriptions/Publications	(39.85)
		HR Lunch- A. Nelson, A.Chavez	6141.3 · Admin Meetings	(27.60)
		LinkedIn - General Manager Recruitment	6112 · Subscriptions/Publications	(502.18)
		1099 Filings	6147 · Other Admin Expenses	(24.91)
		Board Orientation Meeting	6312 · Meeting Expenses	(25.90)
		Core Values Index - Daniela Uriarte	6016 · New Employee Search Costs	(49.77)
		Misc. Office Supplies	6031.7 · Other Office Supplies	(6.33)
		Staff Meeting dessert	6141.3 · Admin Meetings	(30.09)
		Misc. Office Supplies	6031.7 · Other Office Supplies	(80.08)
		Brad Zangwill - Board and Staff Photos	6147 · Other Admin Expenses	(398.56)
Total for Month \$				(8,375.18)



Chino Basin Watermaster

Combining Schedule of Revenues, Expenses & Changes in Net Assets

For the Period of July 1, 2023 through February 29, 2024

	JUDGMENT ADMIN.	OPTIMUM BASIN MGMT.	TOTAL JUDGMENT ADMIN & OBMP	POOL ADMINISTRATION & SPECIAL PROJECTS			GROUND WATER REPLENISH.	GRAND TOTALS	ADOPTED BUDGET 2023-2024
				AP POOL	OAP POOL	ONAP POOL			
Administrative Revenues:									
Administrative Assessments	\$ 5,636,711	\$ 3,678,686	\$ 9,315,397	\$ 646,000	\$ -	\$ 31,000	\$ -	\$ 9,992,397	\$ 9,314,915
Interest Revenue	-	297,812	297,812	9,498	36,606	1,749	32,678	378,343	312,500
Groundwater Replenishment	-	-	-	-	-	-	349,825	349,825	-
Mutual Agency Project Revenue	186,412	-	186,412	-	-	-	-	186,412	186,412
Miscellaneous Income	-	-	-	-	-	-	-	-	-
Total Administrative Revenues	5,823,123	3,976,497	9,799,621	655,498	36,606	32,749	382,503	10,906,976	9,813,827
Administrative & Project Expenditures:									
Watermaster Administration	2,758,885	-	2,758,885	-	-	-	-	2,758,885	2,993,430
Watermaster Board-Advisory Committee	180,061	-	180,061	-	-	-	-	180,061	366,923
Optimum Basin Mgmt Administration	-	671,648	671,648	-	-	-	-	671,648	1,215,309
OBMP Project Costs	-	2,401,148	2,401,148	-	-	-	-	2,401,148	5,409,723
Pool Legal Services	-	-	-	-	91,561	14,235	-	105,795	241,578
Pool Meeting Compensation	-	-	-	-	27,625	4,125	-	31,750	45,807
Pool Special Projects	-	-	-	-	9,357	-	-	9,357	-
Pool Administration	-	-	-	-	-	-	-	-	327,067
Debt Service	-	-	-	-	-	-	-	-	1,665,475
Agricultural Expense Transfer ¹	-	-	-	128,543	(128,543)	-	-	-	-
Total Administrative Expenses	2,938,946	3,072,796	6,011,742	128,543	-	18,360	-	6,158,644	12,265,312
Net Ordinary Income	2,884,177	903,701	3,787,878	526,955	36,606	14,389	382,503	4,748,332	(2,451,485)
Other Income/(Expense)									
Replenishment Water Assessments	-	-	-	-	-	-	(1,920,791)	(1,920,791)	-
Refund-Basin O&M Expenses	(1,542,183)	-	(1,542,183)	-	-	-	-	(1,542,183)	-
Refund-Recharge Debt Service	-	-	-	-	-	-	-	-	-
Net Other Income/(Expense)	(1,542,183)	-	(1,542,183)	-	-	-	(1,920,791)	(3,462,973)	-
Net Transfers To/(From) Reserves	\$ 1,341,995	\$ 903,701	\$ 2,245,696	\$ 526,955	\$ 36,606	\$ 14,389	\$ (1,538,287)	\$ 1,285,359	\$ (2,451,485)
Net Assets, July 1, 2023			9,768,099	41,205	1,343,226	57,841	1,715,286	12,925,657	
Net Assets, End of Period			12,013,794	568,160	1,379,832	72,230	176,999	14,211,016	
Pool Assessments Outstanding ²				(238,028)	(731,123)	-			
Pool Fund Balance				\$ 330,133	\$ 648,709	\$ 72,230			

¹ Fund balance transfer as agreed to in the Peace Agreement.

² Outstanding balance of Pool Special Assessments



Chino Basin Watermaster

Treasurer's Report

February 2024

	Type	Monthly Yield	Cost	Market	% Total
Cash & Investments					
Local Agency Investment Fund (LAIF) *	Investment	4.12%	\$ 625,025	\$ 620,989	4.2%
CA CLASS Prime Fund **	Investment	5.44%	13,339,204	\$ 13,340,176	90.4%
Bank of America	Checking		791,663	791,663	5.4%
Bank of America	Payroll		-	-	0.0%
Total Cash & Investments			\$ 14,755,891	\$ 14,752,828	100.0%

* The LAIF Market Value factor is updated quarterly in September, December, March, and June.

** The CLASS Prime Fund Net Asset Value factor is updated monthly.

Certification

I certify that (1) all investment actions executed since the last report have been made in full compliance with Chino Basin Watermaster's Investment Policy, and (2) Funds on hand are sufficient to meet all foreseen and planned administrative and project expenditures for the next six months.

Anna Nelson, Director of Administration

Prepared By:

Daniela Uriarte, Senior Accountant



Chino Basin Watermaster

Budget to Actual

For the Period July 1, 2023 to February 29, 2024

	February 2024	YTD Actual	FY 24 Adopted Budget	\$ Over / (Under) Budget	% of Budget
1 Administration Revenue					
2 Local Agency Subsidies	\$ -	\$ 186,412	\$ 186,412	\$ -	100%
3 Admin Assessments-Appropriative Pool	-	9,669,482	8,886,165	783,317	109%
4 Admin Assessments-Non-Ag Pool	-	322,914	428,750	(105,836)	75%
5 Total Administration Revenue	-	10,178,809	9,501,327	677,482	107%
6 Other Revenue					
7 Appropriative Pool-Replenishment	-	335,840	-	335,840	N/A
8 Non-Ag Pool-Replenishment	-	13,985	-	13,985	N/A
9 Interest Income	57,245	378,343	312,500	65,843	121%
10 Miscellaneous Income	-	-	-	-	N/A
11 Total Other Revenue	57,245	728,167	312,500	415,667	233%
12 Total Revenue	57,245	10,906,976	9,813,827	1,093,149	111%
13 Judgment Administration Expense					
14 Judgment Administration	38,864	268,012	721,698	(453,686)	37%
15 Admin. Salary/Benefit Costs	73,307	1,403,488	1,413,610	(10,122)	99%
16 Office Building Expense	16,066	140,298	208,510	(68,212)	67%
17 Office Supplies & Equip.	2,574	35,080	49,438	(14,358)	71%
18 Postage & Printing Costs	4,216	19,687	33,806	(14,119)	58%
19 Information Services	12,076	98,710	199,818	(101,108)	49%
20 Contract Services	31,179	114,171	60,200	53,971	190%
21 Watermaster Legal Services	79,594	612,738	565,964	46,774	108%
22 Insurance	-	46,256	50,468	(4,212)	92%
23 Dues and Subscriptions	589	36,162	40,027	(3,865)	90%
24 Watermaster Administrative Expenses	670	6,331	7,550	(1,219)	84%
25 Field Supplies	-	583	3,200	(2,617)	18%
26 Travel & Transportation	961	15,901	29,570	(13,669)	54%
27 Training, Conferences, Seminars	2,529	38,026	50,400	(12,374)	75%
28 Advisory Committee Expenses	2,062	29,888	105,823	(75,935)	28%
29 Watermaster Board Expenses	21,150	150,172	261,100	(110,927)	58%
30 ONAP - WM & Administration	3,717	20,399	106,194	(85,795)	19%
31 OAP - WM & Administration	4,367	28,507	108,700	(80,193)	26%
32 Appropriative Pool- WM & Administration	8,891	52,295	112,173	(59,878)	47%
33 Allocated G&A Expenditures	(23,570)	(177,758)	(440,829)	263,071	40%
34 Total Judgment Administration Expense	279,242	2,938,946	3,687,420	(748,474)	80%
35 Optimum Basin Management Plan (OBMP)					
36 Optimum Basin Management Plan	82,481	671,648	1,215,309	(543,661)	55%
37 Groundwater Level Monitoring	18,481	244,487	459,625	(215,138)	53%
38 Program Element (PE)2- Comp Recharge	9,067	859,765	1,672,577	(812,812)	51%
39 PE3&5-Water Supply/Desalte	8,229	26,072	105,677	(79,605)	25%
40 PE4- Management Plan	50,004	241,284	817,643	(576,359)	30%
41 PE6&7-CoopEfforts/SaltMgmt	37,793	364,038	1,117,623	(753,585)	33%
42 PE8&9-StorageMgmt/Conj Use	61,848	478,744	795,750	(317,006)	60%
43 Recharge Improvements	-	-	1,665,475	(1,665,475)	0%
44 Administration Expenses Allocated-OBMP	22,313	91,162	222,160	(130,998)	41%
45 Administration Expenses Allocated-PE 1-9	10,257	95,596	218,669	(123,073)	44%
46 Total OBMP Expense	300,472	3,072,796	8,290,508	(5,217,712)	37%
47 Pool Administration					
48 Appropriative Pool-Legal Services	-	-	-	-	N/A
49 OAP Legal & Technical Services	18,311	91,561	186,612	(95,051)	49%
50 OAP Meeting Compensation	6,875	27,625	40,932	(13,307)	67%
51 OAP Expense - Special Projects	-	9,357	-	9,357	N/A
52 ONAP - Legal Services	3,273	14,235	54,966	(40,731)	26%
52 ONAP - Meeting Compensation	625	4,125	4,875	(750)	85%
53 Total Pool Administration	29,083	146,902	287,384	(140,482)	51%
55 Other Expense					
56 Groundwater Replenishment	-	1,920,791	-	1,920,791	N/A
57 Reserve Refunds	-	1,542,183	-	1,542,183	N/A
58 Total Other Expense	-	3,462,973	-	3,462,973	N/A
59 Total Expenses	608,798	9,621,617	12,265,312	(2,643,694)	78%
60 Increase / (Decrease) to Reserves	\$ (551,552)	\$ 1,285,359	\$ (2,451,485)	\$ 3,736,844	



Chino Basin Watermaster

Monthly Variance Report & Supplemental Schedules

For the period July 1, 2023 to February 29, 2024

Budget to Actual

The Budget to Actual report summarizes the operating and non-operating revenues and expenses of Chino Basin Watermaster for the fiscal year-to-date (YTD). Columns are included for current monthly and YTD activity shown comparatively to the FY 24 adopted budget. The final two columns indicate the amount over or under budget, and the YTD percentage of total budget used. As of February 29th, the target budget percentage is generally 67%.

Revenues

Lines 1-5 Administration Revenue – Includes local agency subsidies and administrative assessment for the appropriative, agricultural and non-agricultural pools. Below is a summary of notable account variances at month end:

- Line 2 Local Agency Subsidies is at 100% of budget due to annual administrative assessment received from Metropolitan Water District.
- Lines 3-4 Administrative Assessments for the Agricultural and Non-Agricultural pools include annual assessment invoices issued in November of each year, as well as special assessments issued at the direction of the respective pools. The Appropriative pool line is over budget due to changes in actual versus projected production, and special assessments issued.

Lines 6-11 Other Revenue – Includes pool replenishment assessments, interest income and other miscellaneous income.

Expenses

Lines 13-34 Judgment Administration Expense – Includes Watermaster general administrative expenses, contract services, insurance, office and other administrative expenses. Below is a summary of notable account variances at month end:

- Line 15 Admin Salary/Benefit Costs includes wages and benefits for Watermaster administrative staff. YTD is at 99% of budget due to vacation, sick time, and severance payouts.
- Line 17 Office Supplies and Equipment includes office supplies, minor office furniture, and other miscellaneous office items including bank fees. YTD is at 71% due to the timing of office furniture purchases and timing of shredding services.
- Line 20 Contract Services includes outside services for the annual audit report, HR consulting, court filings, and accounting consulting. YTD is over budget due to increased consulting services not anticipated in the budget. These increased consulting service costs should be offset by savings in administrative salaries and benefits.
- Line 22 Insurance includes general liability insurance, directors' and officers' liability, municipalities coverage, environmental pollution liability and other various insurance policies. YTD is at 92% of budget due to the timing of annual renewals for the directors' and officers' policy and municipalities coverage.
- Line 23 Dues and Subscriptions is at 90% of budget due to the timing of annual dues for ACWA, SHRM, and CA Groundwater Coalition.
- Line 24 Watermaster Administrative Expenses include meeting expenses and supplies for admin, committee, and other meetings. YTD is at 84% due to increased meeting activity.
- Line 27 Training, Conferences, Seminars is at 75% of budget due to the timing of conferences and increased employee training expenses not anticipated in the budget.



Chino Basin Watermaster

Monthly Variance Report & Supplemental Schedules

For the period July 1, 2023 to February 29, 2024

Lines 35-46 Optimum Basin Management Plan (OBMP) Expense – Includes legal, engineering, groundwater level monitoring, allocated administrative expenses, and other expenses.

Lines 47-53 Pool Administration Expenses – Includes expense activity relating to pool specific fund balances. These include legal services for each pool, Ag pool meeting compensation, and Ag pool special projects.

Lines 55-58 Other Expense – Includes groundwater replenishment, and various refunds as appropriate. YTD activity includes refunds for prior year recharge basin O&M expenses and excess reserves.



Chino Basin Watermaster

Monthly Variance Report & Supplemental Schedules

For the period July 1, 2023 to February 29, 2024

Pool Services Fund Accounting

Each Pool has a fund account created to pay their own legal service invoices. The legal services invoices are funded and paid using the fund accounts (8467 for the Overlying Agricultural Pool (OAP), 8567 for the Overlying Non-Agricultural Pool (ONAP), and 8367 for the Appropriate Pool (AP)). Along with the legal services fund account for the OAP (8467), the OAP also has two other fund accounts for Ag Pool Meeting Attendance expenses (8470), and Special Projects expenses (8471). The ONAP also have a meeting compensation fund account (8511) Additionally, the OAP has a reserve fund that is held by Watermaster and spent at the direction of the OAP. The AP also has an account 8368 relating to the Tom Harder contract. These fund accounts are replenished at the direction of each Pool, and the legal service invoices are approved by the Pool leadership and when paid by Watermaster, are deducted from the existing fund account balances. If the fund account for any pool reaches zero, no further payments can be paid from the fund and a replenishment action must be initiated by the pool.

The following tables detail the fund balance accounts as of February 29, 2024 (continued next page):

Fund Balance For Non-Agricultural Pool Account 8567 - Legal Services	Fund Balance For Appropriate Pool Account 8367 - Legal Services
Beginning Balance July 1, 2023: \$ 56,965.90	Beginning Balance July 1, 2023: \$ (12,415.36)
Additions:	Additions:
Interest Earnings 1,748.76	Interest Earnings 9,497.87
Payments received on ONAP Assessment invoices issued 11/18/23 25,000.00	Payments received on AP Pool Assessment invoices issued 10/30/23 178,107.17
Subtotal Additions: 26,748.76	Subtotal Additions: 187,605.04
Reductions:	Reductions:
Invoices paid July 2023 - February 2024 (14,234.50)	Invoices paid July 2023 - February 2024 -
Budget Transfers (2,000.00)	Subtotal Reductions: -
Subtotal Reductions: (16,234.50)	Subtotal Reductions: -
Available Fund Balance as of February 29, 2024 \$ 67,480.16	Available Fund Balance as of February 29, 2024 \$ 175,189.68

Fund Balance For Non-Agricultural Pool Account 8511 - Meeting Compensation	Fund Balance For Appropriate Pool Account 8368 - Tom Harder Contract
Beginning Balance July 1, 2020: \$ 875.00	Beginning Balance July 1, 2023: \$ -
Additions:	Additions:
Payments received on ONAP Assessment invoices issued 11/18/23 6,000.00	Interest Earnings -
Budget Transfers 2,000.00	Payments received on AP Pool Assessment invoices issued 10/30/23 20,577.61
Subtotal Additions: 8,000.00	Subtotal Additions: 20,577.61
Reductions:	Reductions:
Compensation paid July 2023 - February 2024 (4,125.00)	Invoices paid July 2023 - February 2024 -
Subtotal Reductions: (4,125.00)	Subtotal Reductions: -
Available Fund Balance as of February 29, 2024 \$ 4,750.00	Available Fund Balance as of February 29, 2024 \$ 20,577.61



Chino Basin Watermaster

Monthly Variance Report & Supplemental Schedules

For the period July 1, 2023 to February 29, 2024

Pool Services Fund Accounting – Cont.

Fund Balance for Agricultural Pool Account 8467 - Legal Services

Beginning Balance July 1, 2023:	\$ 41,675.63
Additions:	
Payments received on AP Pool Assessment invoices issued 10/30/23	144,935.99
Total Additions:	<u>144,935.99</u>
Reductions:	
Invoices paid July 2023 - February 2024	<u>(91,560.50)</u>
Subtotal Reductions:	<u>(91,560.50)</u>
Available Fund Balance as of February 29, 2024	<u>\$ 95,051.12</u>

Agricultural Pool Reserve Funds As shown on the Combining Schedules

Beginning Balance July 1, 2023:	\$ 612,103.32
Additions:	
YTD Interest earned on Ag Pool Funds FY 24	36,606.03
Transfer of Funds from AP to Special Fund for Legal Service Invoices	<u>91,560.50</u>
Total Additions:	<u>128,166.53</u>
Reductions:	
Legal service invoices paid July 2023 - February 2024	<u>(91,560.50)</u>
Total Reductions	<u>(91,560.50)</u>
Agricultural Pool Reserve Funds Balance as of Feb. 29, 2024:	<u>\$ 648,709.35</u>

Fund Balance For Agricultural Pool Account 8470 - Meeting Compensation

Beginning Balance July 1, 2023:	\$ 950.98
Additions:	
Payments received on AP Pool Assessment invoices issued 10/30/23	28,987.20
Budget Transfers ¹	<u>10,993.67</u>
Subtotal Additions:	<u>39,980.87</u>
Reductions:	
Compensation paid July 2023 - February 2024	<u>(27,625.00)</u>
Subtotal Reductions:	<u>(27,625.00)</u>
Available Fund Balance as of February 29, 2024	<u>\$ 13,306.85</u>

Fund Balance For Agricultural Pool Account 8471 - Special Projects

Beginning Balance July 1, 2023:	\$ 10,993.67
Additions:	
Payments received on AP Pool Assessment invoices issued 10/30/23	<u>35,364.38</u>
Subtotal Additions:	<u>35,364.38</u>
Reductions:	
Invoices paid July 2023 - February 2024	(9,357.00)
Budget Transfers ¹	<u>(10,993.67)</u>
Subtotal Reductions:	<u>(20,350.67)</u>
Available Fund Balance as of February 29, 2024	<u>\$ 26,007.38</u>

¹Per action taken at September pool committee meeting.

¹Per action taken at September pool committee meeting.



Chino Basin Watermaster

Monthly Variance Report & Supplemental Schedules

For the period July 1, 2023 to February 29, 2024

Watermaster Salary Expenses

The following table details the Year-To-Date (YTD) Actual Watermaster burdened salary costs compared to the FY 24 adopted budget. The “\$ Over Budget” and the “% of Budget” columns are a comparison of the YTD actual to the annual budget. As of February 29th, the target budget percentage is generally 67%.

	Year to Date Actual	FY 23-24 Budget	\$ Over / (Under) Budget	% of Budget
WM Salary Expense				
5901.1 · Judgment Admin - Doc. Review	26,159	82,794	(56,635)	31.6%
5901.3 · Judgment Admin - Field Work	2,314	7,760	(5,446)	29.8%
5901.5 · Judgment Admin - General	49,244	60,129	(10,885)	81.9%
5901.7 · Judgment Admin - Meeting	9,380	2,633	6,747	356.3%
5901.9 · Judgment Admin - Reporting	1,324	31,033	(29,709)	4.3%
5910 · Judgment Admin - Court Coord./Attendar	8,774	19,098	(10,324)	45.9%
5911 · Judgment Admin - Exhibit G	1,592	2,370	(778)	67.2%
5921 · Judgment Admin - Production Monitorin	2,892	11,322	(8,430)	25.5%
5931 · Judgment Admin - Recharge Application	-	4,634	(4,634)	0.0%
5941 · Judgment Admin - Reporting	530	1,316	(786)	40.3%
5951 · Judgment Admin - Rules & Regs	-	12,726	(12,726)	0.0%
5961 · Judgment Admin - Safe Yield	1,049	26,330	(25,281)	4.0%
5971 · Judgment Admin - Storage Agreements	1,714	4,739	(3,025)	36.2%
5981 · Judgment Admin - Water Accounting/Da	78,017	109,793	(31,776)	71.1%
5991 · Judgment Admin - Water Transactions	3,306	8,688	(5,382)	38.0%
6011.11 · WM Staff - Overtime	8,183	15,000	(6,817)	54.6%
6011.4 · 457(f) NQDC Plan	18,494	55,467	(36,973)	33.3%
6011.10 · Admin - Accounting	131,054	367,685	(236,631)	35.6%
6011.15 · Admin - Building Admin	3,259	18,359	(15,100)	17.8%
6011.20 · Admin - Conference/Seminars	23,071	57,083	(34,012)	40.4%
6011.25 · Admin - Document Review	659	6,846	(6,187)	9.6%
6011.50 · Admin - General	321,935	569,850	(247,915)	56.5%
6011.60 · Admin - HR	68,803	43,489	25,314	158.2%
6011.70 · Admin - IT	34,455	53,975	(19,520)	63.8%
6011.80 · Admin - Meeting	28,299	90,440	(62,141)	31.3%
6011.90 · Admin - Team Building	6,313	41,304	(34,991)	15.3%
6011.95 · Admin - Training (Give/Receive)	15,570	34,312	(18,742)	45.4%
6017 · Temporary Services	21,631	24,000	(2,369)	90.1%
6201 · Advisory Committee	21,433	55,149	(33,716)	38.9%
6301 · Watermaster Board	51,445	61,818	(10,373)	83.2%
8301 · Appropriative Pool	30,057	53,761	(23,704)	55.9%
8401 · Agricultural Pool	8,577	51,549	(42,972)	16.6%
8501 · Non-Agricultural Pool	5,403	50,443	(45,040)	10.7%
6901.1 · OBMP - Document Review	25,112	89,136	(64,024)	28.2%
6901.3 · OBMP - Field Work	1,318	7,003	(5,685)	18.8%
6901.5 · OBMP - General	68,613	124,049	(55,436)	55.3%
6901.7 · OBMP - Meeting	22,523	57,589	(35,066)	39.1%
6901.9 · OBMP - Reporting	3,362	2,370	992	141.8%
7104.1 · PE1 - Monitoring Program	101,529	171,515	(69,986)	59.2%
7201 · PE2 - Comprehensive Recharge	30,299	57,925	(27,626)	52.3%
7301 · PE3&5 - Water Supply/Desalter	-	4,791	(4,791)	0.0%
7301.1 · PE5 - Reg. Supply Water Prgm.	-	2,633	(2,633)	0.0%
7401 · PE4 - MZ1 Subsidence Mgmt. Plan	802	13,055	(12,253)	6.1%
7501 · PE6 - Coop. Programs/Salt Mgmt.	4,450	8,027	(3,577)	55.4%
7501.1 · PE 7 - Salt Nutrient Mgmt. Plan	1,114	6,582	(5,468)	16.9%
7601 · PE8&9 - Storage Mgmt./Recovery	2,687	11,217	(8,530)	24.0%
Subtotal WM Staff Costs	1,246,742	2,591,787	(1,345,045)	48%
60184.1 · Administrative Leave	15,428	6,799	8,629	226.9%
60185 · Vacation	144,945	119,130	25,815	121.7%
60185.1 · Comp Time	1,194	-	1,194	100.0%
60186 · Sick Leave	23,416	83,123	(59,707)	28.2%
60187 · Holidays	-	-	-	0.0%
Subtotal WM Paid Leaves	184,983	209,052	(24,069)	88%
Total WM Salary Costs	1,431,724	2,800,839	(1,369,115)	51.1%



Chino Basin Watermaster

Monthly Variance Report & Supplemental Schedules

For the period July 1, 2023 to February 29, 2024

Engineering

The following table details the Year-To-Date (YTD) Actual Engineering costs compared to the FY 24 adopted budget. The “\$ Over Budget” and the “% of Budget” columns are a comparison of the YTD actual to the annual budget. As of February 29th, the target budget percentage is generally 67%.

	Year to Date Actual	FY 23-24 Budget	\$ Over / (Under) Budget	% of Budget
Engineering Services Costs				
5901.8 · Judgment Admin - Meetings-Engineering Services	\$ -	\$ 45,097	\$ (45,097)	0.0%
5906.1 · Judgment Admin - Watermaster Model Update	-	41,235	(41,235)	0.0%
5906.71 · Judgment Admin - Data Requests-CBWM Staff	41,355	126,204	(84,849)	32.8%
5906.72 · Judgment Admin - Data Requests-Non-CBWM Staff	4,106	42,832	(38,726)	9.6%
5925 · Judgment Admin - Ag Production & Estimation	15,960	34,376	(18,417)	46.4%
5935 · Judgment Admin - Mat'l Physical Injury Requests	3,131	36,072	(32,941)	8.7%
5945 · Judgment Admin - WM Annual Report Preparation	11,671	15,416	(3,745)	75.7%
5965 · Judgment Admin - Support Data Collection & Mgmt Process	5,496	36,336	(30,841)	15.1%
6206 · Advisory Committee Meetings-WY Staff	4,997	23,466	(18,469)	21.3%
6306 · Watermaster Board Meetings-WY Staff	17,924	23,466	(5,542)	76.4%
8306 · Appropriative Pool Meetings-WY Staff	14,988	23,467	(8,479)	63.9%
8406 · Agricultural Pool Meetings-WY Staff	12,819	23,466	(10,647)	54.6%
8506 · Non-Agricultural Pool Meetings-WY Staff	7,884	23,466	(15,582)	33.6%
6901.8 · OBMP - Meetings-WY Staff	34,546	45,096	(10,550)	76.6%
6901.95 · OBMP - Reporting-WY Staff	52,049	57,316	(5,267)	90.8%
6906 · OBMP Engineering Services - Other	24,234	46,992	(22,758)	51.6%
6906.26 · 2020 OBMP Update	4,508	24,016	(19,508)	18.8%
7104.3 · Grdwtr Level-Engineering	140,949	256,445	(115,496)	55.0%
7104.8 · Grdwtr Level-Contracted Services	-	10,000	(10,000)	0.0%
7104.9 · Grdwtr Level-Capital Equipment	-	9,915	(9,915)	0.0%
7202 · PE2-Comp Recharge-Engineering Services	6,092	29,084	(22,992)	20.9%
7202.2 · PE2-Comp Recharge-Engineering Services	30,775	202,362	(171,587)	15.2%
7208 · SB88 Specs-Compliance-50% IEUA	-	54,012	(54,012)	0.0%
7210 · OBMP - 2023 RMPU	37,768	94,328	(56,561)	40.0%
7220 · Integrated Model Mtg./Tech. Review-50% IEUA	-	24,618	(24,618)	0.0%
7302 · PE3&5-PBHP Monitoring Program	24,157	69,121	(44,964)	34.9%
7303 · PE3&5-Engineering - Other	635	15,632	(14,998)	4.1%
7306 · PE3&5-Engineering - Outside Professionals	1,280	6,500	(5,220)	19.7%
7402 · PE4-Engineering	134,549	262,544	(127,994)	51.2%
7402.10 · PE4-Northwest MZ1 Area Project	79,264	271,703	(192,439)	29.2%
7403 · PE4-Eng. Services-Contracted Services-InSar	21,365	175,000	(153,635)	12.2%
7406 · PE4-Engineering Services-Outside Professionals	-	76,552	(76,552)	0.0%
7408 · PE4-Engineering Services-Network Equipment	5,171	14,081	(8,910)	36.7%
7502 · PE6&7-Engineering	190,142	384,163	(194,021)	49.5%
7505 · PE6&7-Laboratory Services	31,066	49,164	(18,098)	63.2%
7508 · HC Mitigation Plan-50% IEUA (TO #6)	7,990	10,703	(2,713)	74.7%
7510 · PE6&7-IEUA Salinity Mgmt. Plan	14,595	34,631	(20,036)	42.1%
7511 · PE6&7-SAWBMP Task Force-50% IEUA	9,488	24,610	(15,122)	38.6%
7517 · Surface Water Monitoring Plan-Chino Creek - 50% IEUA	25,943	69,821	(43,878)	37.2%
7520 · Preparation of Water Quality Mgmt. Plan	72,909	157,692	(84,783)	46.2%
7610 · PE8&9-Support 2020 Mgmt. Plan	13,687	69,306	(55,618)	19.7%
7614 · PE8&9-Support Imp. Safe Yield Court Order	454,033	663,747	(209,714)	68.4%
7620 · OBMP - Evaluation of Extreme Future Planning Scenarios	8,336	51,130	(42,794)	16.3%
Total Engineering Services Costs	\$ 1,557,526	\$ 3,755,182	\$ (2,189,320)	41.5%

* West Yost and Subcontractor Engineering Budget of \$2,884,956 plus Carryover Funds from FY 2022/23 of \$870,226



Chino Basin Watermaster

Monthly Variance Report & Supplemental Schedules

For the period July 1, 2023 to February 29, 2024

Legal

The following table details the YTD Brownstein Hyatt Farber Schreck (BHFS) expenses and costs compared to the FY 24 adopted budget. The “\$ Over Budget” and the “% of Budget” columns are a comparison of the YTD actual to the annual budget. As of February 29th, the target budget percentage is generally 67%.

	Year to Date Actual	FY 23-24 Budget	\$ Over / (Under) Budget	% of Budget
6070 · Watermaster Legal Services				
6071 · BHFS Legal - Court Coordination	\$ 238,848	\$ 171,260	\$ 67,588	139.5%
6072 · BHFS Legal - Rules & Regulations	-	92,900	(92,900)	0.0%
6073 · BHFS Legal - Personnel Matters	233,761	10,820	222,941	2160.5%
6074 · BHFS Legal - Interagency Issues	-	43,704	(43,704)	0.0%
6077 · BHFS Legal - Party Status Maintenance	1,205	13,730	(12,525)	8.8%
6078 · BHFS Legal - Miscellaneous (Note 1)	138,923	233,550	(94,627)	59.5%
Total 6070 · Watermaster Legal Services	612,738	565,964	46,774	108.3%
6275 · BHFS Legal - Advisory Committee	3,459	26,708	(23,249)	13.0%
6375 · BHFS Legal - Board Meeting	51,411	85,272	(33,861)	60.3%
6375.1 · BHFS Legal - Board Workshop(s)	-	18,499	(18,499)	0.0%
8375 · BHFS Legal - Appropriative Pool	7,112	33,385	(26,273)	21.3%
8475 · BHFS Legal - Agricultural Pool	7,112	33,385	(26,273)	21.3%
8575 · BHFS Legal - Non-Ag Pool	7,112	33,385	(26,273)	21.3%
Total BHFS Legal Services	76,205	230,634	(154,429)	33.0%
6907.3 · WM Legal Counsel				
6907.31 · Archibald South Plume	-	12,085	(12,085)	0.0%
6907.32 · Chino Airport Plume	720	12,085	(11,365)	6.0%
6907.33 · Desalter/Hydraulic Control	1,358	37,200	(35,842)	3.7%
6907.34 · Santa Ana River Water Rights	3,037	20,595	(17,558)	14.7%
6907.36 · Santa Ana River Habitat	-	30,090	(30,090)	0.0%
6907.38 · Reg. Water Quality Cntrl Board	725	30,090	(29,366)	2.4%
6907.39 · Recharge Master Plan	35,974	30,495	5,479	118.0%
6907.40 · Storage Agreements	-	16,960	(16,960)	0.0%
6907.41 · Prado Basin Habitat Sustainability	-	9,900	(9,900)	0.0%
6907.44 · SGMA Compliance	-	9,900	(9,900)	0.0%
6907.45 · OBMP Update	180,165	172,880	7,285	104.2%
6907.47 · 2020 Safe Yield Reset	14,816	33,920	(19,104)	43.7%
6907.48 · Ely Basin Investigation	84,476	126,040	(41,565)	67.0%
6907.90 · WM Legal Counsel - Unanticipated	-	37,395	(37,395)	0.0%
Total 6907 · WM Legal Counsel	321,269	579,635	(258,366)	55.4%
Total Brownstein, Hyatt, Farber, Schreck Costs	\$ 1,010,211	\$ 1,376,233	\$ (366,022)	73.4%



Chino Basin Watermaster

Monthly Variance Report & Supplemental Schedules

For the period July 1, 2023 to February 29, 2024

Optimum Basin Management Plan (OBMP)

The following table details the Year-To-Date (YTD) Actual OBMP costs compared to the FY 24 adopted budget. The “\$ Over Budget” and the “% of Budget” columns are a comparison of the YTD actual to the annual budget. As of February 29th, the target budget percentage is generally 67%.

	Year to Date Actual	FY 23-24 Budget	\$ Over / (Under) Budget	% of Budget
6900 · Optimum Basin Mgmt Plan				
6901.1 · OBMP - Document Review-WM Staff	\$ 25,112	\$ 89,136	\$ (64,024)	28.2%
6901.3 · OBMP - Field Work-WM Staff	1,318	7,003	(5,685)	18.8%
6901.5 · OBMP - General-WM Staff	68,613	124,049	(55,436)	55.3%
6901.7 · OBMP - Meeting-WM Staff	22,523	57,589	(35,066)	39.1%
6901.8 · OBMP - Meeting-West Yost	34,546	45,096	(10,550)	76.6%
6901.9 · OBMP - Reporting-WM Staff	3,362	2,370	992	141.8%
6901.95 · OBMP - Reporting-West Yost	52,049	57,316	(5,267)	90.8%
Total 6901 · OBMP WM and West Yost Staff	207,522	382,559	(175,037)	54.2%
6903 · OBMP - SAWPA				
6903 · OBMP - SAWPA Group	24,071	24,071	0	100.0%
Total 6903 · OBMP - SAWPA	24,071	24,071	0	100.0%
6906 · OBMP Engineering Services				
6906.1 · OBMP - Watermaster Model Update	18,889	41,235	(22,346)	45.8%
6906.15 · Integrated Model Mtgs. - IEUA Costs	-	-	-	0.0%
6906.21 · State of the Basin Report	-	-	-	0.0%
6906.26 · 2020 OBMP Update	4,508	24,016	(19,508)	18.8%
6906.71 · OBMP - Data Requests - CBWM Staff	-	-	-	0.0%
6906.72 · OBMP - Data Requests - Non CBWM	-	-	-	0.0%
6906 · OBMP Engineering Services - Other	24,234	46,992	(22,758)	51.6%
Total 6906 · OBMP Engineering Services	47,631	112,243	(64,612)	42.4%
6907 · OBMP Legal Fees				
6907.31 · Archibald South Plume	-	12,085	(12,085)	0.0%
6907.32 · Chino Airport Plume	720	12,085	(11,365)	6.0%
6907.33 · Desalter/Hydraulic Control	1,358	37,200	(35,842)	3.7%
6907.34 · Santa Ana River Water Rights	3,037	20,595	(17,558)	14.7%
6907.36 · Santa Ana River Habitat	-	30,090	(30,090)	0.0%
6907.38 · Reg. Water Quality Cntrl Board	725	30,090	(29,366)	2.4%
6907.39 · Recharge Master Plan	35,974	30,495	5,479	118.0%
6907.40 · Storage Agreements	-	16,960	(16,960)	0.0%
6907.41 · Prado Basin Habitat Sustainability	-	9,900	(9,900)	0.0%
6907.44 · SGMA Compliance	-	9,900	(9,900)	0.0%
6907.45 · OBMP Update	180,165	172,880	7,285	104.2%
6907.47 · 2020 Safe Yield Reset	14,816	33,920	(19,104)	43.7%
6907.48 · Ely Basin Investigation	84,476	126,040	(41,565)	67.0%
6907.90 · WM Legal Counsel - Unanticipated	-	37,395	(37,395)	0.0%
Total 6907 · OBMP Legal Fees	321,269	579,635	(258,366)	55.4%
6908 · OBMP Updates				
6908.1 · 2020 OBMP Update-Dodson & Assoc.	67,898	107,578	(39,680)	63.1%
Total 6908 · OBMP Updates	67,898	107,578	(39,680)	63.1%
6909 · OBMP Other Expenses				
6909.1 · OBMP Meetings	-	1,500	(1,500)	0.0%
6909.3 · Other OBMP Expenses	3,258	2,724	534	119.6%
6909.6 · OBMP Expenses - Miscellaneous	-	5,000	(5,000)	0.0%
Total 6909 · OBMP Other Expenses	3,258	9,224	(5,966)	35.3%
Total 6900 · Optimum Basin Mgmt Plan	\$ 671,648	\$ 1,215,309	\$ (543,661)	55.3%



Chino Basin Watermaster

Monthly Variance Report & Supplemental Schedules

For the period July 1, 2023 to February 29, 2024

Judgment Administration

The following table details the Year-To-Date (YTD) Actual Judgment Administration costs compared to the FY 24 adopted budget. The “\$ Over Budget” and the “% of Budget” columns are a comparison of the YTD actual to the annual budget. As of February 29th, the target budget percentage is generally 67%.

	Year to Date Actual	FY 23-24 Budget	\$ Over / (Under) Budget	% of Budget
5901 · Admin-WM Staff				
5901.1 · Admin-Doc. Review-WM Staff	\$ 26,159	\$ 82,794	\$ (56,635)	31.6%
5901.3 · Admin-Field Work-WM Staff	2,314	7,760	(5,446)	29.8%
5901.5 · Admin-General-WM Staff	49,244	60,129	(10,885)	81.9%
5901.7 · Admin-Meeting-WM Staff	9,380	2,633	6,747	356.3%
5901.8 · Admin-Meeting - West Yost	-	45,097	(45,097)	0.0%
5901.9 · Admin-Reporting-WM Staff	1,324	31,033	(29,709)	4.3%
Total 5901 · Admin-WM Staff	88,421	229,446	(141,025)	38.5%
5900 · Judgment Admin Other Expenses				
5906.71 · Admin-Data Req-CBWM Staff	41,355	126,204	(84,849)	32.8%
5906.72 · Admin-Data Req-Non CBWM Staff	4,106	42,832	(38,726)	9.6%
5910 · Court Coordination/Attend-WM	8,774	19,098	(10,324)	45.9%
5911 · Exhibit G-WM Staff	1,592	2,370	(778)	67.2%
5921 · Production Monitoring-WM Staff	2,892	11,322	(8,430)	25.5%
5925 · Ag Prod & Estimation-West Yost	15,960	34,376	(18,417)	46.4%
5931 · Recharge Applications-WM Staff	-	4,634	(4,634)	0.0%
5935 · Admin-Mat'l Phy Inj Requests	3,131	36,072	(32,941)	8.7%
5941 · Reporting-WM Staff	530	1,316	(786)	40.3%
5945 · WM Annual Report Prep-West Yost	11,671	15,416	(3,745)	75.7%
5951 · Rules & Regs-WM Staff	-	12,726	(12,726)	0.0%
5961 · Safe Yield-WM Staff	1,049	26,330	(25,281)	4.0%
5965 · Support Data Collect-West Yost	5,496	36,336	(30,841)	15.1%
5971 · Storage Agreements-WM Staff	1,714	4,739	(3,025)	36.2%
5981 · Water Acct/Database-WM Staff	78,017	109,793	(31,776)	71.1%
5991 · Water Transactions-WM Staff	3,306	8,688	(5,382)	38.0%
Total 5900 · Judgment Admin Other Expenses	179,591	492,252	(312,661)	36.5%
Total 5900 · Judgment Administration	\$ 268,012	\$ 721,698	\$ (453,686)	37.1%



Chino Basin Watermaster

Monthly Variance Report & Supplemental Schedules

For the period July 1, 2023 to February 29, 2024

“Carry Over” Funding:

During the month of July 2023, the “Carry Over” funding was calculated. The Total “Carry Over” funding amount of \$2,277,561.54 has been posted to the general ledger accounts. The total amount consisted of \$870,226.24 from Engineering Services, \$816,709.78 from Capital Improvement Projects, \$464,627.66 from OBMP Activities, \$111,461.18 from Pool Funding Accounts, and \$14,536.68 from Administration Services. More detailed information is provided in the table below.

Carry Over Budget Detail - FY 23/24

Description	Amount	Account	Fiscal Year	Type
Other Office Equipment - Boardroom Upgrades	\$ 10,037.93	6038	FY 2020/21	ADMIN
Board Workshop Expenses - Misc.	4,498.75	6375.2	FY 2021/22	ADMIN
Meter Installation - New Meter Installation	175,400.00	7540	FY 2018/19	OBMP
Meter Installation - Calibration and Testing	181,650.00	7545	FY 2018/19	OBMP
2022 OBMP Update - Dodson & Asso.	107,577.66	6908.1	FY 2022/23	OBMP
Watermaster Model Update	34,206.75	5906.1	FY 2022/23	ENG
Groundwater Level Monitoring Program	2,700.00	7104.3	FY 2022/23	ENG
PE2 - Comprehensive Recharge - Eng. Services	27,943.64	7202.2	FY 2020/21	ENG
PE2 - Comprehensive Recharge - Eng. Services	18,441.85	7202.2	FY 2021/22	ENG
PE2 - Comprehensive Recharge - Eng. Services	72,788.26	7202.2	FY 2022/23	ENG
SB88-Specs-Ensure Compliance-50% IEUA	54,012.38	7208	FY 2020/21	ENG
OBMP - 2023 RMPU	60,000.00	7210	FY 2022/23	ENG
Integrated Model - Meetings - 50% IEUA Costs	24,617.63	7220	FY 2021/22	ENG
PBHSP - Monitoring, Data Analysis, Reporting	21,000.00	7302	FY 2022/23	ENG
OBMP - Engineering Services	65,208.75	7402	FY 2022/23	ENG
PE4 - Northwest MZ-1 Area Project	23,805.91	7402.1	FY 2021/22	ENG
PE4 - Northwest MZ-1 Area Project	126,194.09	7402.1	FY 2022/23	ENG
PE4/MZ-1: InSAR - Outside Pro	85,000.00	7403	FY 2022/23	ENG
Ground Level Monitoring - Capital Equipment	5,000.00	7408	FY 2022/23	ENG
PE6-7: Coop Efforts/Salt Management:	40,000.00	7502	FY 2022/23	ENG
Groundwater Quality Monitoring Program	16,194.00	7505	FY 2022/23	ENG
Hydraulic Control Mitigation Plan Update-50% IEUA	9,687.25	7508	FY 2021/22	ENG
Hydraulic Control Mitigation Plan Update-50% IEUA	1,016.00	7508	FY 2022/23	ENG
IEUA - Update Recycle Water Permit - Salinity	19,752.23	7510	FY 2021/22	ENG
PE8&9 - Support Imp. 2020 Storage Mgmt. Plan	42,657.50	7610	FY 2020/21	ENG
Support Implementation of the Safe Yield Court Order:	120,000.00	7614	FY 2022/23	ENG
Upper Santa Ana River HCP (TO #7)	15,062.88	7690.7	FY 2014/15	PROJ
Upper Santa Ana River HCP (TO #7)	5,000.00	7690.7	FY 2015/16	PROJ
Lower Day Basin RMPU (TO #2)	238,646.90	7690.8	FY 2016/17	PROJ
Jurupa Basin Berm & Trash Boom	358,000.00	7690.23	FY 2022/23	PROJ
Funds on Hold for Projects/Refund	200,000.00	7690.9	FY 2017/18	PROJ
Agricultural Pool - Legal Services	41,675.63	8467	FY 2022/23	AP
Agricultural Pool - Mtg. Attendance Compensation	950.98	8470	FY 2022/23	OAP
Agricultural Pool - Special Project Funding	10,993.67	8471	FY 2021/22	OAP
Non-Agricultural Pool - Meeting Compensation	875.00	8511	FY 2022/23	ONAP
Non-Agricultural Pool - Legal Services	56,965.90	8567	FY 2022/23	ONAP
Balance at 7/31/23	\$ 2,277,561.54			



CHINO BASIN WATERMASTER

ADVISORY COMMITTEE

April 18, 2024

INLAND EMPIRE UTILITIES AGENCY REPORTS

The following items are provided for receive and file.

- Metropolitan Water District Activities Report
- Water Supply Conditions
- State and Federal Legislative Reports



IEUA's Summary on Metropolitan Water District of Southern California (MWD) Board Activities

Submitted April 2024

For More Information Contact:

Eddie Lin
 elin@ieua.org
 909.993.1740

See www.MWDh2o.com for the latest information from MWD and tune into livestream broadcasts of meetings.

State Water Project Table A Allocation Increase

On March 22, Department of Water Resources announced an increase in the State Water Project Table A allocation from 15% to 30%. Around a 35% Table A allocation is when MWD will consider surplus storage management programs such as the Dry Year Yield Program.



MWD Approves Procurement Contract for Foothill Pump Station Valve

On March 11, 2024, the MWD Engineering, Operations, & Technology Committee approved a \$1,779,174 procurement contract to Vogt Valves Inc. for a 132-inch diameter butterfly valve to be installed at the Foothill Pump Station as part of the water supply reliability improvements in the Rialto Pipeline service area. Foothill Pump Station is owned by San Bernardino Valley Municipal Water District (SBVMWD) and used for groundwater recharge when excess supplies are available. This project will use the pumping capacity at Foothill Pump Station in times of drought, to allow for the use of Diamond Valley Lake supplies in the Rialto Feeder. The fabrication and delivery of the butterfly valve can take up to two years and is scheduled for mid-2026.

MWD Potential Interagency Local Supply Exchange Program

On March 11, 2024, the MWD One Water & Stewardship Committee was provided a report on the potential development of an interagency local supply exchange program (ILSEP). The ILSEP would create a framework to facilitate an exchange of additional local supplies between agencies that are not physically connected. MWD supplies could be used as the exchange medium. Additional details

on the exchange program will be presented to the MWD board in April.

MWD Proposed Rates and Charges

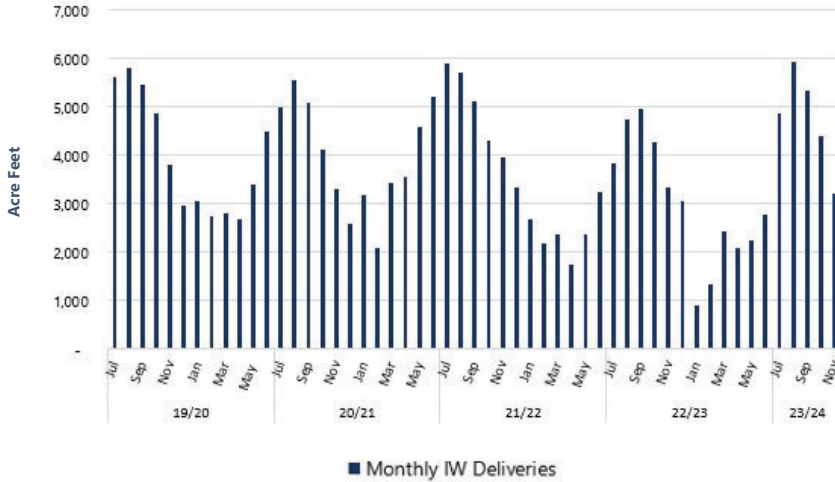
On March 26 2024, the MWD Board of Directors reviewed proposed water rate increases as part of the Biennial Budget Workshop #4 scenario planning. Nine different potential scenario/rate structures were presented to the board, with a variety of sales projections, property tax rates, and per acre-foot full-service rates. Four scenarios, all with 1.34 MAF of projected sales and \$18 million in spending reductions are being further developed and brought back to the board in April. The four selected scenarios will all have different property tax allocations starting at 0.0035%, 0.0055%, 0.0086%, and ending at 0.0099%. Per acre-foot full-service rates will be calculated based on the funding required after revenue from the property tax is applied. The Board is scheduled to vote on a final rate structure in April.

Overall Rate Increase		Water Transactions		Budget		Projected		2-yr	4-yr
Overall Rate Increase	Water Transactions	Ptax Rate	2025	2026	2027	2028	rate inc	rate inc	
Proposed	1.44 MAF	0.0035%	13.0%	8.0%	12.0%	8.0%	21%	41%	
Alt 1a - 9/9 & Inc Ptax	1.44 MAF	0.0055%	9.0%	9.0%	9.0%	9.0%	18%	36%	
Alt 1b - 7/6 & Inc Ptax	1.44 MAF	0.0070%	7.0%	6.0%	10.0%	10.0%	13%	33%	
Alt 2a - Low sales, 9/9 & Inc Ptax	1.34 MAF	0.0086%	9.0%	9.0%	9.0%	9.0%	18%	36%	
Alt 2b - Low Sales, 7/6 & Inc Ptax	1.34 MAF	0.0099%	7.0%	6.0%	10.0%	10.0%	13%	33%	
Alt 3 - Low Sales, 5/5 & Inc Ptax	1.34 MAF	0.0104%	5.0%	5.0%	12.0%	11.0%	10%	33%	
Alt 4 - Low Sales, cut Cons, 5/5 & Inc Ptax	1.34 MAF	0.0100%	5.0%	5.0%	12.0%	11.0%	10%	33%	
Alt 5a - Inc Ptax, New Revenue & Cut O&M	1.44 MAF	0.0055%	7.0%	7.0%	13.0%	9.0%	14%	36%	
Alt 5b - New Revenue & Cut O&M	1.44 MAF	0.0035%	8.5%	8.5%	16.0%	8.0%	17%	41%	
Alt 6 - Low Sales, New Rev. & Cut O&M	1.34 MAF	0.0035%	13.0%	13.0%	14.0%	8.0%	26%	48%	

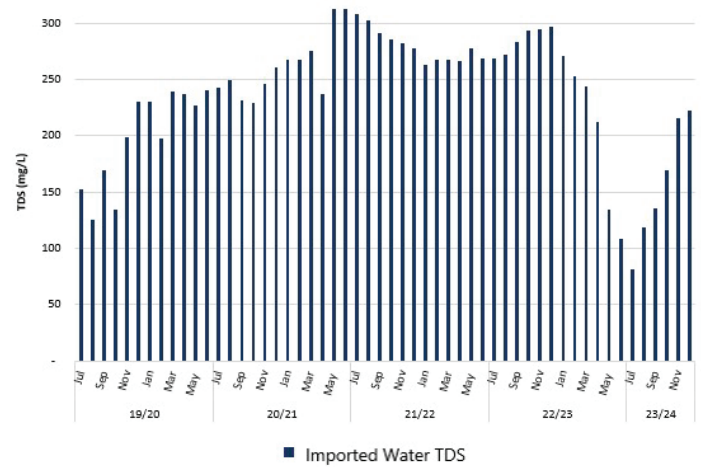
Proposed rate increases. Photo from March 2024, MWD Board of Directors Workshop #4

Imported Water

Full Service Imported Water Deliveries Summary
(FY 2019/20 to 2023/24)

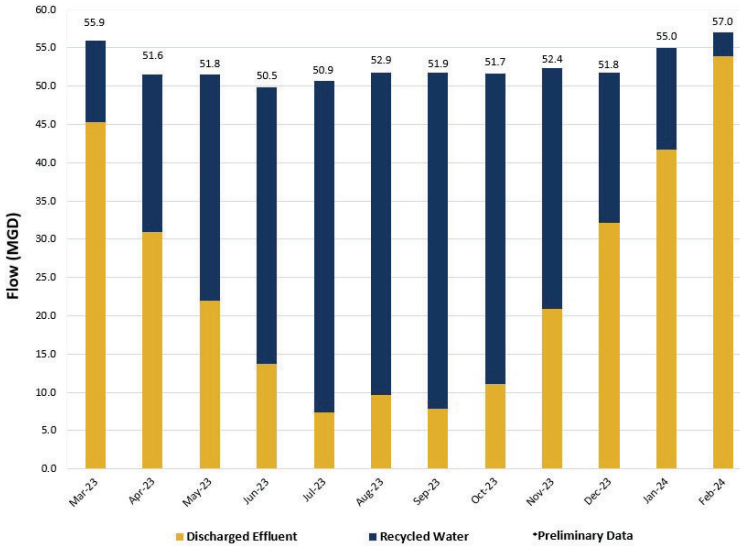


Imported Water TDS Summary
(FY 2019/20 to 2023/24)

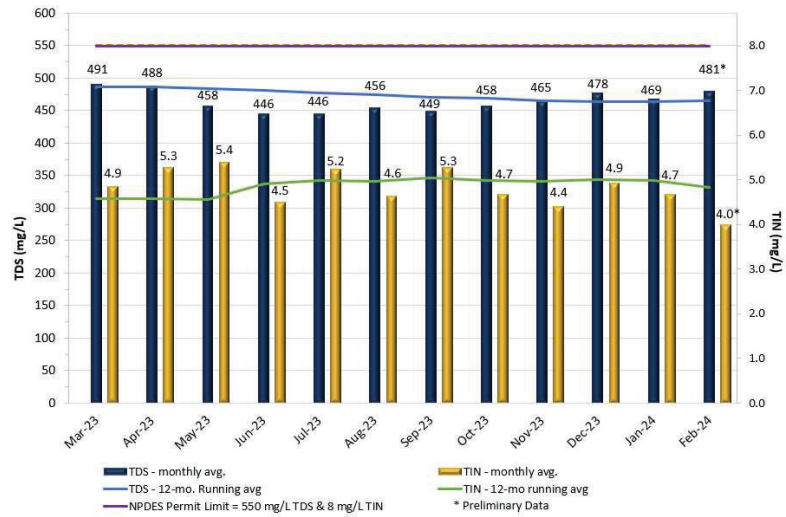


Recycled Water

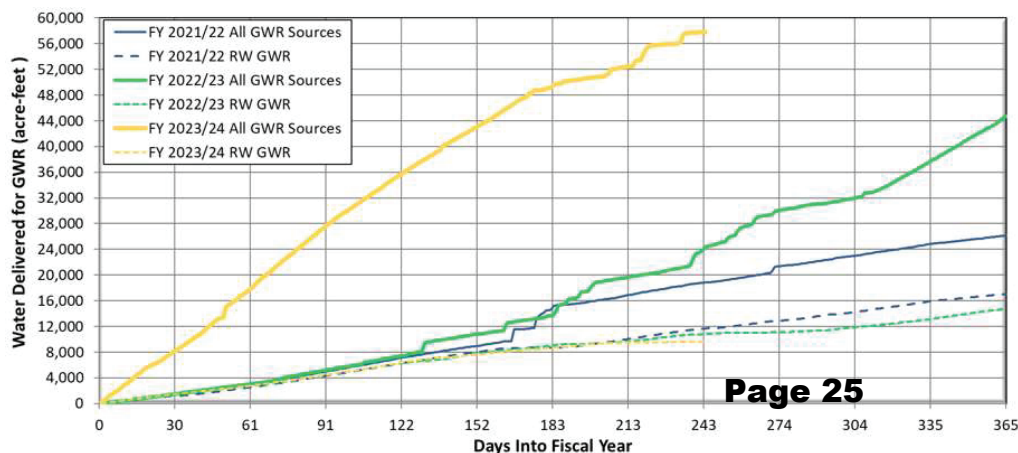
Recycled Water Use



Agency-Wide Effluent TDS & TIN



Groundwater Recharge

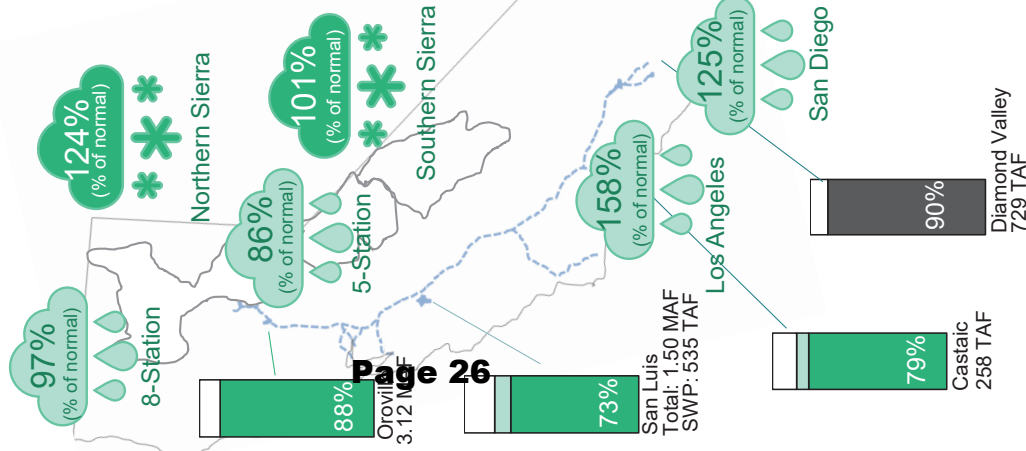


FEBRUARY 2024 NOTES:

- Total stormwater and dry weather flow recharged was preliminarily estimated at 5,150 acre-feet.
- Recycled water delivered for recharge totaled 142 acre-feet.
- There was no imported water recharged in February.
- Chino Basin Watermaster removed 1.5% for evaporation losses from delivered supplemental water sources (imported water and recycled water).
- Considering evaporation losses, total recharge was preliminarily estimated at 5,290 acre-feet.

State Water Project Resources



2024 SWP Table A – 30% - 573,450 AF



WATER SUPPLY CONDITIONS REPORT

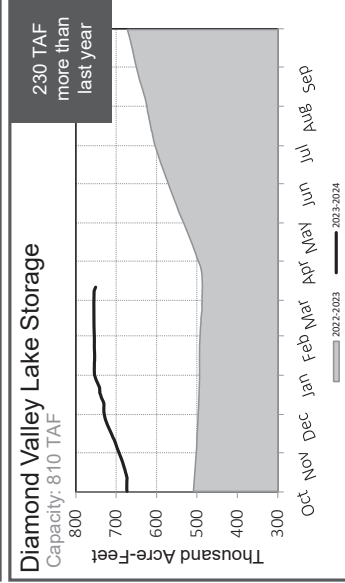
Water Year 2023-2024
As of: April 02, 2024

Metropolitan Resources



MWD WSDM Storage Calendar Year 2024

	Take Capacity (2024)
Lake Mead ICS	182,000 acre-feet
State Water Project System	593,000 acre-feet
In-Region Supplies and WSDM Actions	635,000 acre-feet



Highlights

Learn more about imported supplies:

- State Water Project - <https://www.mwdh2o.com/state-water-project-map/>
- Colorado River Aqueduct - <https://www.mwdh2o.com/colorado-river-aqueduct-map/>

This report is produced by the Water Resource Management Group and contains information from various federal, state, and local agencies. The Metropolitan Water District of Southern California cannot guarantee the accuracy or completeness of this information. Readers should refer to the relevant state, federal, and local agencies for additional or the most up to date water supply information. Reservoirs, lakes, aqueducts, maps, watersheds, and all other visual representations on this report are not drawn to scale.

<https://www.mwdh2o.com/WSCR>

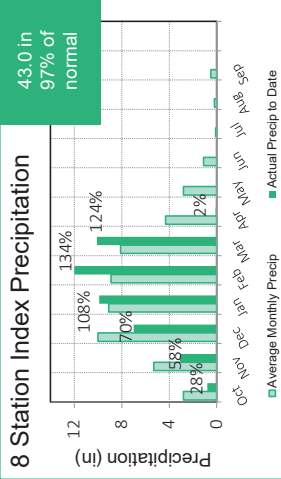
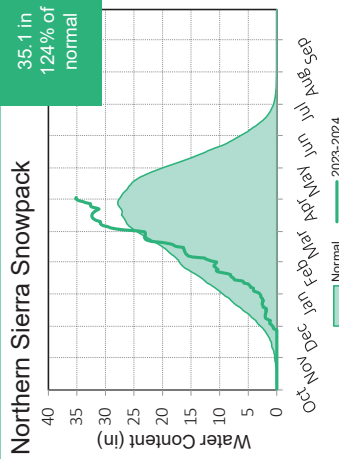
Colorado River Resources

Projected 2024 CRA Diversions – 984,000 AF



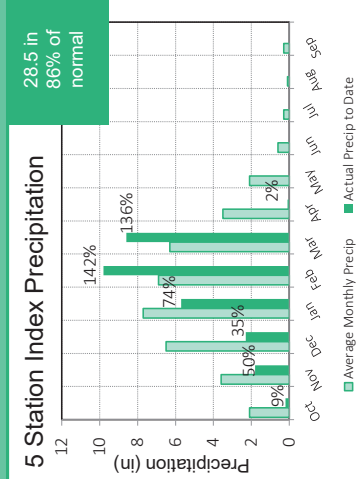
State Water Project Resources

As of: 04/02/2024



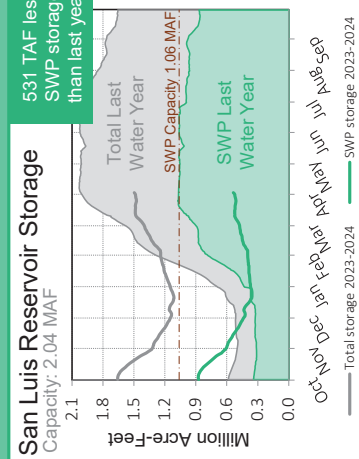
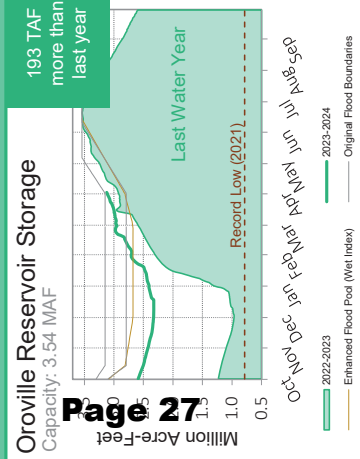
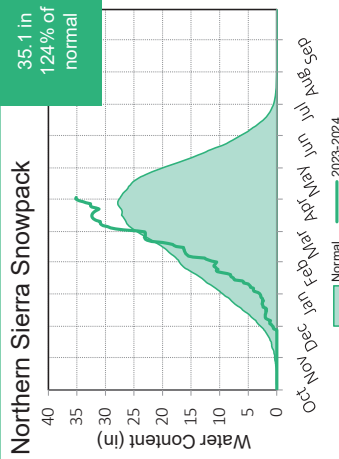
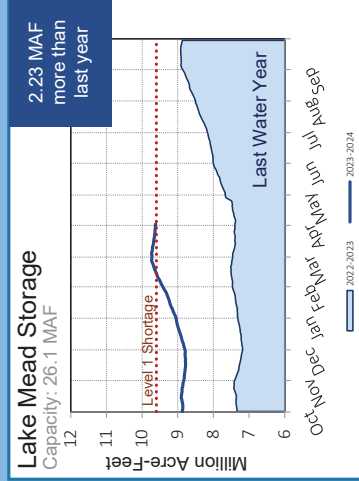


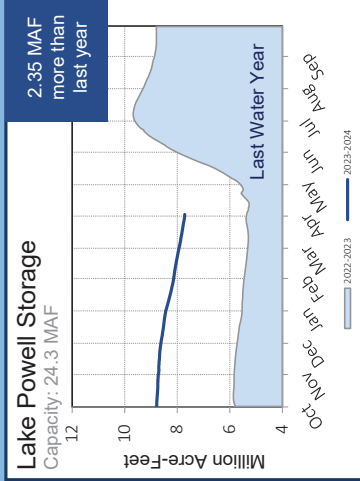
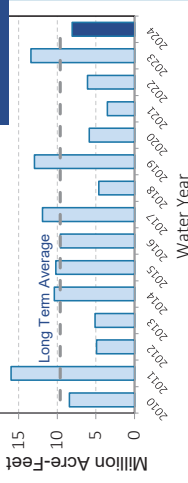
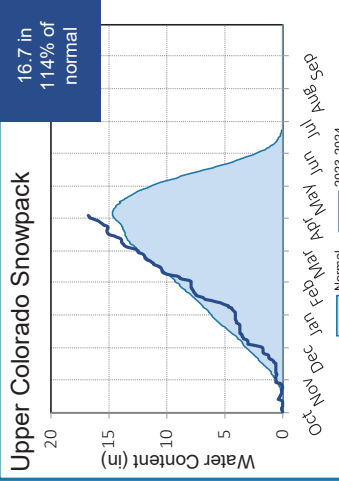
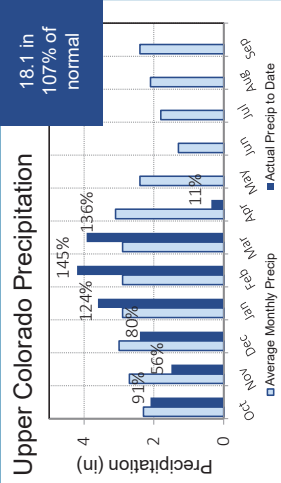
Other SWP Supplies - Carryover
Calendar Year 2024

- Article 56c: 200,000 acre-feet
- Article 12e: 8,400 acre-feet
- Article 14b: 19,500 acre-feet



Colorado River Resources

As of: 04/02/2024



Inland Empire Utilities Agency, a Municipal Water District Federal Update

March 31, 2024

Congress Completes FY 2024 Appropriations

This month, at nearly the halfway mark of the new fiscal year, Congress successfully avoided a shutdown by passing two minibus packages. These measures provide funding for the remainder of Fiscal Year (FY) 2024. The first package ([H.R. 4366](#)) comprising of six bills and totaling around \$459 billion in discretionary spending, was signed into law on March 9th. Two weeks later, the second package ([H.R. 2882](#)) encompassing the remaining six bills and totaling approximately \$1.2 trillion in discretionary spending, was signed into law on March 23rd. With all 12 spending bills now enacted, the federal government's funding is secured through the FY 2024 which ends on September 30, 2024. Congress has now shifted its focus to the funding for FY 2025, with members currently accepting requests for programmatic and community project funding.

House Appropriations Chair Steps Down

House Appropriations Committee Chair Kay Granger (R-TX) has urged House Republican Leadership to immediately appoint a new Committee Chair. Granger, who has confirmed she won't seek re-election, plans to fulfill her current term in Congress, but anticipates the fiscal 2025 government funding package to materialize "well into the next fiscal year." As a result, she has requested her replacement begin before the end of the current Congress. Two seasoned members of the Appropriations Committee, Rep. Tom Cole (R-OK) and Rep. Robert Aderholt (R-AL), have signaled their interest in the position.

President Biden Submits FY 2025 Budget to Congress

Following the State of the Union Address, President Biden [submitted](#) his FY 2025 Budget Proposal to Congress for consideration. The budget includes funding priorities for the Biden administration for Congress to consider when drafting FY 2025 appropriations bills. The budget details \$7.2 trillion in spending for FY 2025 and protects a deficit reduction of two percentage points by FY 2034. A list of fact sheets on programs included in the budget can be found [HERE](#).

Reclamation Releases Final SEIS for Near-Term Colorado River Operations

The Bureau of Reclamation has released the [Final Supplemental Environmental Impact Statement](#) (SEIS) for Near-Term Colorado River Operations. The preferred alternative will allow the conservation of 3 million acre-feet through the end of 2026, which is when the current guidelines expire. Reclamation is developing a long-term solution to

develop new guidelines to replace the 2007 Colorado River Interim Guidelines for post-2026 operations. Reclamation expects to release a draft long-term EIS by the end of 2024, and the final EIS is expected by late 2025.

Additional Members Announce Resignations and Retirements

In March, additional Members of Congress announced their resignation or plans to retire. Representative Ken Buck (R-CO) resigned from the House on March 22nd, and a special election to fill the remainder of his term is scheduled for June 25th. Representative Mike Gallagher (R-WI) announced his intent to resign effective April 19th. In the race to replace former Representative and Speaker of the House Kevin McCarthy (R-CA), two Republicans, Vince Fong and Mike Boudreaux advanced to a runoff scheduled for May 21st. On the Senate side, Senator Kyrsten Sinema (I-AZ) announced her intent to retire at the end of the 118th Congress.

Legislative Activity

Senate Passes Recycling and Composting Act. On March 12th, the Senate passed the *Recycling and Composting Accountability Act* ([S. 1194](#)) by unanimous consent. The legislation would establish data collection and reporting requirements for composting and recycling programs primarily at the Environmental Protection Agency (EPA). EPA would be required to issue reports related to composting and recycling programs that inventory facilities that recycle residential materials, detail data related to curbside and drop-off recycling and composting programs, and disseminate best practices that states, local governments, and tribes can use to support recycling and composting programs. The bill now heads to the House where a companion bill of the same name ([H.R. 4040](#)) has been under consideration by the Energy and Commerce Committee since June 2023.

Special District Grant Accessibility Bill Introduced in House. Representatives Pat Fallon (R-TX) and Brittany Petterson (D-CO) introduced the *Special District Grant Accessibility Act* ([H.R. 7525](#)). The legislation would codify a formal definition of “special district” at the federal level. Additionally, the bill would direct federal agencies to recognize special districts as local governments for the purpose of ensuring eligibility to receive appropriate forms of federal assistance, including funding and resources. On March 7th, the House Committee on Oversight and Accountability reported the bill by a vote of 38-2. It now heads to the full House for consideration.

Federal Funding Opportunities & Announcements

EPA Publishes P2 Program NOFOs. EPA published two NOFOs as part of its Pollution Prevention (P2) program. The first [NOFO](#) is for the availability \$9.94 million in funding available over a two-year funding cycle with a cost share/match requirement of 50 percent. The second [NOFO](#) is for the availability of \$13.9 million funded by the Bipartisan Infrastructure Law (BIL) without the matching requirement of traditional P2 grants, and with immediate disbursement of funds. Both opportunities provide funding for technical

assistance for the development and implementation of pollution prevention plans. Applications for both opportunities are due by May 17th.

Reclamation Extends WaterSMART Planning and Project Design Deadline. The Reclamation extended the submission deadline for the WaterSMART Planning and Project Design [NOFO](#). The program includes funding for Water Strategy grants to conduct water supply planning activities, Project Design grants to conduct project-specific design, and Drought Contingency Plan grants to conduct comprehensive drought planning. The new deadline for applications is May 21st.

Reclamation Extends WaterSMART Large-Scale Recycling Projects Deadlines. Reclamation announced [NOFO](#) deadline extensions for Round 2 and Round 3 of funding through the WaterSMART Large-Scale Water Recycling grant program. A total of \$180 million is available for local water agencies to plan, design, and construct water reclamation and reuse projects. The extended deadline for Round 2 is May 31st, and the deadline for Round 3 is November 26th.

Federal Agency Personnel & Regulatory Announcements

EPA and NSC Highlight Cyber Threats for Water Sector. EPA Administrator Michael Regan and National Security Advisor Jake Sullivan sent a [letter](#) to all governors requesting attendance of state environmental, health, and homeland security agencies to a summit on the need to safeguard water sector critical infrastructure against cybersecurity threats. The virtual meeting took place on March 21st, and EPA and the National Security Council (NSC) urged rapid improvements to water cybersecurity and reinforced collaboration between state and federal entities on securing water systems.

EPA Publishes Final CWA Hazardous Substance Facility Response Rule. EPA published a [final rule](#) titled “Clean Water Act Hazardous Substance Worst Case Discharge Planning.” Facilities subject to the rule are required to prepare response plans under the Clean Water Act (CWA) to prepare for the potential of worst-case discharge scenarios within 36 months of the effective date of the rule. A worst-case discharge is the largest foreseeable discharge in adverse or extreme weather conditions. The rule is effective 60 days after publication in the *Federal Register*.

EPA Establishes Office of Agriculture and Rural Affairs. EPA established a new [Office of Agriculture and Rural Affairs](#) to expand engagement opportunities with agricultural and rural communities. The new office will be led by Rod Snyder, EPA’s Senior Advisor for Agriculture, and will promote practical solutions to protect the environment while supporting farmers and rural communities seeking infrastructure funding and community improvement opportunities.

HHS Releases LIHWAP Affordability Report. The Department of Health and Human Services (HHS) released a [report](#) titled “Understanding Water Affordability Across Contexts: LIHWAP Water Affordability Survey Report.” The report includes information from over 1,800 water and wastewater providers nationwide on the affordability of clean

water and wastewater services supplemented by the Low Income Household Water Assistance Program (LIHWAP). The report highlights cost disparities between urban, suburban, and rural communities and the impact of water assistance programs like LIHWAP, which concludes March 31st due to grant funding expiring.

USDA Releases Biomass Supply Chain Report. USDA released a [report](#) titled “Building a Resilient Biomass Supply: A Plan to Enable the Bioeconomy in America.” The plan is a deliverable of EO 14081, *Advancing Biotechnology and Biomanufacturing Innovation for a Sustainable, Safe, and Secure American Bioeconomy*. The report details steps such as researching and deploying improved biomass crops, using biomass residuals, and developing markets for biobased products through USDA’s BioPreferred Program.

##



March 27, 2024

To: Inland Empire Utilities Agency

From: Michael Boccadoro
Beth Olhasso

RE: March Report

Overview:

With one more storm set to roll in before April, snowpack numbers are hovering at average- a welcome conclusion after a very slow start to the winter. DWR increased State Water Project allocations to 30 percent- a far cry from what water managers are hoping for. Reservoirs are still being managed to account for spring runoff and remain above average for this time of year.

The Governor has recently given DWR Director Karla Nemeth some new responsibilities. Director Nemeth has been made a senior advisor to the Governor on water policy. In this role, she is believed to be focusing on, among other things, Water Storage Investment Program projects.

Efforts are underway to address the effects of nutrients from POTW effluent on streams, rivers and oceans. Multiple studies and models have pointed to the effects nitrification can have on marine flora and fauna. The processes for inland and coastal are on separate tracks, but it is clear regulators, SWRCB and Ocean Protection Council, are looking into regulating nutrients from POTW effluent. CASA has been heavily involved in the topic and continues to reiterate just how expensive nutrient removal projects are. Workshops on inland effluent are expected at the SWRCB in the second half of the year.

State budget woes continue as budget subcommittees are diving into specific line items of the proposed budget. The Governor, Pro Tem and Speaker have announced that they are working on a package of early item actions that can be taken to immediately relieve pressure on the budget. Most of the items under discussion were identified in the Governor's proposed budget and would amend the 2023-24 budget to revert funds.

Over 2,000 bills have been introduced since January including bills to change the water-use efficiency regulations, delaying or exempting local governments from the Advanced Clean Fleets rule, changing how connection fees can be assessed, prohibiting "added PFAS" and others. Bills that were initially "spot bills" are being amended in order to be heard in committee before the April 26 policy committee deadline.

Inland Empire Utilities Agency

Status Report – March 2024

Water Supply Conditions

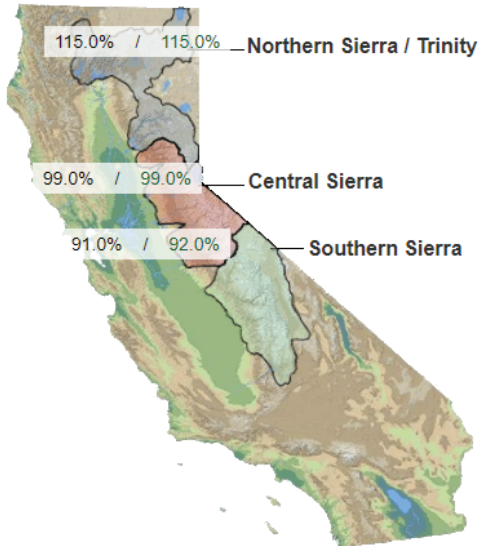
A week shy of the April 1 final manual snow survey, the snowpack looks to be just at normal levels, with a moderate storm to hit Northern California the final days of March. The Department of Water Resources recently increased State Water Project allocations to 30 percent following February storms that brought significant snow to the state.

Reservoirs remain well above average for this time of year and are being managed for flood control. Lake Oroville is at 125 percent of average, 87 percent capacity; Shasta is at 155 percent average, 90 percent capacity; San Luis Reservoir is at 84 percent average, 72 percent capacity.

Provided by the California Cooperative Snow Surveys

Data For: **25-Mar-2024**

% Apr 1 Avg. / % Normal for this Date



Change Date :

NORTH	
Data For: 25-Mar-2024	
Number of Stations Reporting	26
Average snow water equivalent	32.6"
Percent of April 1 Average	115%
Percent of normal for this date	115%

CENTRAL	
Data For: 25-Mar-2024	
Number of Stations Reporting	48
Average snow water equivalent	26.9"
Percent of April 1 Average	99%
Percent of normal for this date	99%

SOUTH	
Data For: 25-Mar-2024	
Number of Stations Reporting	27
Average snow water equivalent	19.9"
Percent of April 1 Average	91%
Percent of normal for this date	92%

STATEWIDE SUMMARY	
Data For: 25-Mar-2024	
Number of Stations Reporting	101
Average snow water equivalent	26.5"
Percent of April 1 Average	101%
Percent of normal for this date	102%

[Printable Version of Current Data](#)

Changes at DWR

In early March, the Governor announced some changes at the Department of Water Resources (DWR). Director Karla Nemeth will serve in a leadership role for the Governor as an advisor on the Administration's water priorities. She will lead the implementation of key water projects to achieve the Governor's Water Supply Strategy – Adapting to a Hotter, Drier Future, including

modernizing California's water conveyance infrastructure, executing Agreements to Support Healthy Rivers and Landscapes, and stabilizing Colorado River supplies.

The Governor also appointed Tom Gibson to the position of Lead Deputy Director who will oversee the State Water Project, SGMA, IRWM, Energy, Climate and General Counsel.

Ocean Acidification and Nutrients from POTW Effluent in the Spotlight

The chorus of influential advocates and policymakers talking about POTW effluent influence on ocean acidification is growing. Long-held assumptions that most nutrients off the Southern CA coast came from "upwelling" are now being considered to be incomplete. An ocean model and study claim that about half of the nutrients near major metropolitan areas came from human sources, mainly wastewater effluent.

The authors of the study, who are still working to revise the model, note that there are a lot of nuances including how well the model reflects the real world and that the model has only run all-or-nothing scenarios. Regardless of the nuance, the conversations around ocean acidification are already reaching the higher levels of the CA regulatory world.

The Ocean Protecting Council recently approved additional funding for model ocean acidification drivers. If, how, or when effluent nutrients are regulated is still under discussion, but it is clear that regulators are looking at the issue. For example, in discussions about revising the scoring criteria in the Clean Water SRF program, there is a proposal to give extra points to nutrient removal projects. Additionally, regulators have indicated that they are looking for ways to incentivize nutrient removal.

In the inland waters side, SWRCB staff is developing a statewide policy for water quality control to reduce nutrient impacts, biostimulation and harmful algal blooms in surface waters and to support biological integrity in wadable streams and rivers. Workshops are expected in the late summer.

Both initiatives, coastal and inland, could have impacts on different aspects of IEUA operations and are worth continued monitoring.

State Water Resources Control Board Releases New Draft Conservation Regulations

The SWRCB has released the next draft of their proposed "Making Conservation a CA Way of Life" regulations. After significant backlash from the water community, and some less-than-favorable press on the first draft, the second draft makes some concessions to the water community. The most notable change is the delay in the outdoor efficiency standard. There was a board workshop just days after the release of the document where water agencies were supportive of the proposed changes, while seeking additional changes. The environmental community registered their displeasure with any "easing" of the regulations.

Public comments have been submitted and the waiting game starts for the next draft.

FY 24-25 State Budget Update

California's budget woes continue. In January, Governor Newsom released his budget proposal for FY 24-25. While there are disagreements between the Legislative Analyst Office (LAO) and the Department of Finance on how significant the state's deficit is, it is clear to all parties that the budget situation is getting even worse. January tax receipts came in significantly under expectations causing the LAO to revise its deficit estimation to \$73 billion.

The Senate released a set of "early actions" to take immediate pressure off the budget, including a reversion of \$174.4 million in water recycling funds. Additionally, it looks like the Governor, the Pro Tem and the Speaker have agreed to take some sort of early actions but have not released any details.

Legislative Update

The rush is on to pass the over 2,000 bills introduced since January 1 out of their first house policy committees by the end of April. Many of the "spot bills" introduced in the beginning of the year are taking amendments and getting scheduled for hearings.

Hot topics for 2024 include:

Water Use Efficiency: There are six bills that have been introduced to change different aspects of the Making Conservation a California Way of Life regulations. It is clear that there will be some sort of discussion in the Legislature this year about water use efficiency regulations but what the ultimate approach will be after the recent revised draft from the SWRCB, is unclear. IEUA staff will continue to review and work with member agencies about the best approach. The bills include: AB 2894 (Gallagher); AB 2947 (Lackey); AB 3121 (Hart); SB 1110 (Ashby); SB 1185 (Niello); SB 1330 (Archuleta):

Water Quality/PFAS:

- AB 3073 (Haney), after successful intervention by CASA, would create a pilot program for POTWs to voluntarily collect wastewater samples and send to the SWRCB for testing of "illicit substances."
- SB 903 (Skinner) is sponsored by CASA. Would prohibit a person from distributing, selling or offering for sale a product that contains intentionally added PFAS.
- SB 1147 (Portantino) would require OEHHA to identify safe and unsafe levels of microplastics in drinking water and develop public health standards for safe levels. It is believed that he is going to limit this bill to just bottled water, but those amendments are not in print yet.

Connection Fees: The legislature is looking to address the state's housing crisis by changing the way connection fees are collected. The bill with the most significant concerns for IEUA is SB 1210 (Skinner, D- Berkeley). The bill would prevent a connection or capacity fee from exceeding one percent of the building permit value and would spread the connection fee collection out over a period of ten years. Early discussions with the author have not been fruitful and there is a strong effort to oppose the bill as it moves through committee.

Flood Flows: SB 1390 (Caballero) attempts to ensure that regulations don't get in the way when excess water is available for diversion for groundwater recharge. MWD has flagged these bills as

potentially of concern because they don't contain any provisions to protect existing water rights holders and has been working with the author on amendments.

Advanced Clean Fleets: AB 2626 (Dixon) & AB 2319 (Sanchez) would both delay the Advanced Clean Fleets rules for local governments.

Groundwater: AB 2079 (Bennett) was very recently amended. Mr. Bennett has historically been interested in SGMA regulated basins, however AB 2079 would put requirements on not only SGMA regulated basins, but also adjudicated basins. The bill would essentially impose a ban on new large-diameter, high capacity wells if the well would be within ¼ mile of a well used for domestic water supply or community water supply, or the well would be located within ¼ mile of an area that has subsided greater than half of a foot since January 1, 2015.

There is a movement to request that adjudicated basins be removed from the bill.

Policy committee activity will really kick in at the beginning of April before the policy committee deadline on April 26.

IEUA BILLS— March 27, 2024

Bill Number	Author/Sponsor	Title and/or Summary	Summary	IEUA Position/ Bill Location	Positions Taken by Associations & Regional Agencies
Bills With Positions					
AB 1820	Schiavo (D)	Housing development projects: applications: fees and exactions.	This bill would authorize a development proponent that submits a preliminary application for a housing development project to request a preliminary fee and exaction estimate, as defined, and would require the local agency to provide the estimate within 10 business days of the submission of the preliminary application.	OPPOSE UNLESS AMENDED Housing & Community Development Committee 4/10	ACWA- Oppose unless amended
SB 366	Caballero (D) CMUA	The California Water Plan: long-term supply targets	This bill would revise and recast certain provisions regarding The California Water Plan to, among other things, require the department to instead establish a stakeholder advisory committee and to expand the membership of the committee to include tribes, labor, and environmental justice interests. The bill would require the department, in coordination with the California Water Commission, the State Water Resources Control Board, other state and federal agencies as appropriate, and the stakeholder advisory committee to develop a comprehensive plan for addressing the state's water needs and meeting specified long-term water supply targets established by the bill for purposes of "The California Water Plan."	SUPPORT TWO YEAR BILL Asm. Water, Parks & Wildlife Committee	ACWA support
SB 903	Skinner (D)	Environmental health: product safety: perfluoroalkyl and polyfluoroalkyl substances.	This bill would, beginning January 1, 2030, prohibit a person from distributing, selling, or offering for sale a product that contains intentionally added PFAS, as defined, unless the Department of Toxic Substances Control has made a determination that the use of PFAS in the product is a currently unavoidable use, the prohibition is preempted by federal law, or the product is used. The bill would specify the criteria and procedures for determining whether the use of PFAS in a product is a currently unavoidable use, for renewing that determination, and for revoking that determination. The bill would require the department to maintain on its internet website a list of each determination of currently unavoidable use, when each determination expires, and the products and uses that are exempt from the prohibition. The bill would impose a civil penalty for a violation of the prohibition, as specified. The bill would establish the PFAS Penalty Account and require all civil penalties received to be deposited into that account and, upon appropriation by the Legislature, to be used for the administration and enforcement of these provisions, as specified. This bill would, by January 1, 2027, require the department to adopt regulations to carry out the provisions of this bill. The bill would require the regulations to establish and provide for the assessment of an application fee. The bill would create the PFAS Oversight Fund and require all application fees to be deposited into the fund. The bill would require moneys in the account, upon appropriation by the Legislature, to be used to cover the department's	SUPPORT Senate Env. Quality 4/3	CASA Sponsor ACWA Support

SB 937	Wiener	Development projects: permits and other entitlements: fees and charges	reasonable costs of administering this act. This bill contains other existing laws. This bill would extend by 18 months the period for the expiration, effectuation, or utilization of a housing entitlement, as defined, that was issued before January 1, 2024, and that will expire before December 31, 2025, except as specified. The bill would toll this 18-month extension during any time that the housing entitlement is the subject of a legal challenge. By adding to the duties of local officials with respect to housing entitlements, this bill would impose a state-mandated local program. The bill would include findings that changes proposed by this bill address a matter of statewide concern rather than a municipal affair and, therefore, apply to all cities, including charter cities. This bill contains other related provisions and other existing laws.	OPPOSE Sen. Local Gov 4/3	ACWA Oppose unless amended
SB 1210	Skinner (D)	New housing construction: electrical, gas, sewer, and water service connections: charges	This bill would, for new housing construction, prohibit a connection, capacity, or other point of connection charge from a public utility, as defined, or a special district, including a municipal utility district, for electrical, gas, sewer, or water service from exceeding 1% of the reported building permit value of that housing unit. The bill would require a public utility or special district to issue an above-described charge over a period of at least 10 years commencing on the date when the housing unit is first occupied, as specified. The bill would require a public utility or special district to publicly report on its internet website the amount of any charge issued each year pursuant the above-described provision by the housing unit's address.	OPPOSE Senate Natural Resources & Water 4/2	ACWA, CSDA, CMUA Oppose
SB 1218	Newman (D)	Water: emergency water supplies	This bill would declare that it is the established policy of the state to encourage and incentivize, but not mandate, the development of emergency water supplies, and to support their use during times of water shortage.	SUPPORT Natural Resources & Water Committee	IRWD Sponsor
Priority Watch Bills					
AB 817	Pacheco (D)	Open meetings: teleconferencing: subsidiary body	This bill, until January 1, 2026, would authorize a subsidiary body, as defined, to use similar alternative teleconferencing provisions and would impose requirements for notice, agenda, and public participation, as prescribed. In order to use teleconferencing pursuant to this act, the bill would require the legislative body that established the subsidiary body by charter, ordinance, resolution, or other formal action to make specified findings by majority vote, before the subsidiary body uses teleconferencing for the first time and every 12 months thereafter.	TWO YEAR BILL Senate Rules Committee	ACWA Support
AB 1573	Friedman (D)	Water conservation: landscape design: model ordinance	This bill would require the updated model ordinance to include provisions that require that plants included in a landscape design plan be selected based on their adaptability to climatic, geological, and topographical conditions of the project site, as specified. The bill would also exempt landscaping that is part of a culturally specific project, as defined, ecological restoration projects that do not require a permanent irrigation system, mined-land reclamation projects that do not require a permanent	TWO YEAR BILL Senate Floor	ACWA- Oppose unless amended

AB 1827	Papan (D)	Local government: fees and charges: water: higher-consumptive water parcels.	<p>irrigation system, and existing plant collections, as part of botanical gardens and arboreturns open to the public, from the model ordinance. The bill would require the updated model ordinance to include provisions that, among other changes, prohibit the use of traditional overhead sprinklers on all new and rehabilitated landscapes and require that new and rehabilitated landscapes use only water efficient irrigation devices.</p> <p>This bill would provide that the fees or charges for property-related water service imposed or increased, as specified, may include the incrementally higher costs of water service due to specified factors, including the higher water usage demand of parcels. The bill would provide that the costs associated with higher water usage demands, the maximum potential water use, or a projected peak water usage demand may be allocated using any method that reasonably assesses the water service provider's cost of serving those parcels that are increasing potential water usage demand, maximum potential water use, or project peak water use demand. The bill would declare that these provisions are declaratory of existing law. This bill contains other existing laws.</p>	Local Gov Comm.	IRWD Sponsor ACWA Support
AB 2079	Bennett (D)	Groundwater extraction: large-diameter, high-capacity wells: permits.	<p>This bill would require a local enforcement agency, as defined, to perform specified activities at least 30 days before determining whether to approve a permit for a new large-diameter, high-capacity well, as defined. By imposing additional requirements on a local enforcement agency, the bill would impose a state-mandated local program. The bill would require a groundwater sustainability agency with oversight for the area of the basin where the local enforcement agency has well permitting jurisdiction to provide specified information to the local enforcement agency, including, but not limited to, the name of the applicable groundwater sustainability agency, the agency manager and contact information, and the applicable sustainable management criteria related to groundwater levels, including the groundwater level measurable objectives and minimum thresholds. The bill would provide various requirements for the local enforcement agency to consider before approving or denying a permit. The bill would provide exemptions for its provisions for specified wells if they are proposed to be constructed with well screens and pump depths below the applicable minimum thresholds for groundwater levels as reported by the groundwater sustainability agency. The bill would provide that its provisions apply only to applications for permits for the construction, maintenance, abandonment, or destruction of water wells in basins identified in the Department of Water Resources Bulletin 118.</p>	Water, Parks & Wildlife Committee	ACWA oppose unless amended
AB 2257	Wilson (D)	Local government: property-related water and sewer fees and assessments: remedies.	<p>This bill would prohibit, if a local agency complies with specified procedures, a person or entity from bringing a judicial action or proceeding alleging noncompliance with the constitutional provisions for any new, increased, or extended fee or assessment, as defined, unless that person or entity has timely submitted to the local agency a written objection to that fee or assessment that specifies the grounds for alleging noncompliance, as specified. This bill would provide that local agency responses to the timely submitted written objections shall go to the weight of the evidence</p>	Local Gov Comm.	ACWA Sponsored bill

AB 2346	Lee (D)	Organic waste reduction regulations: procurement of recovered organic waste products.	<p>supporting the agency's compliance with the substantive limitations on fees and assessments imposed by the constitutional provisions. The bill would also prohibit an independent cause of action as to the adequacy of the local agency's responses. This bill contains other related provisions and other existing laws.</p> <p>This bill would authorize local jurisdictions to be credited for the procurement of recovered organic waste products through an agreement with a direct service provider, as defined, and would allow the direct service provider agreement to include the procurement of recovered organic waste products on a prospective or retrospective basis as long as the purchase of those products occurs during the year for which the local jurisdiction seeks credit. The bill would also authorize local jurisdictions to count towards their procurement targets, compost produced and procured from specified compost operations, as defined, and, until 2030, investments made for the expansion of the capacity of compostable materials handling operations or community composting operations, as provided.</p> <p>The bill would also require the dashboard to include, but not be limited to, information for each permit to be issued by a state agency that is required for the completion of the project, including, among other requirements, the permit application submission date. The bill would require each state agency with a responsibility for issuing a permit for a covered project to provide information in the appropriate time and manner as determined by the office. The bill would also make related findings and declarations.</p>	Natural Resources 4/8	CMUA Sponsor
AB 2409	Papan (D)	Office of Planning and Research: permitting accountability transparency dashboard.	<p>This bill would similarly prohibit any person from selling in the state any menstrual products that contain regulated PFAS, as defined. The bill would require, no later than January 1, 2027, the Department of Toxic Substances Control (DTSC), in consultation with the State Department of Public Health, to identify and assess the hazards of chemicals or chemical classes that can provide the same or similar function in menstrual products as regulated PFAS and that can impact vulnerable populations and to make this information publicly available on the DTSC's internet website. The bill would authorize the department to adopt regulations, as specified, for the purposes of implementing and enforcing these provisions. The bill would make a violation of these provisions punishable by civil fines, as specified, and would make any fine or order by the department appealable to the Board of Environmental Safety. The bill would create, and would require all fines collected by the department to be deposited in, the T.A.M.P.O.N. Act Fund. The bill would also authorize any person to bring an action in superior court for a violation of this prohibition, and would authorize the court to grant injunctive relief. This bill contains other existing laws.</p>	Water, Parks & Wildlife	
AB 2515	Papan (D)	Menstrual products: perfluoroalkyl and polyfluoroalkyl substances (PFAS)	<p>This bill would extend the compliance dates for local government set forth in the Advanced Clean Fleets Regulation by 10 years. The bill would prohibit the state board from taking enforcement action against a local government for violating the Advanced Clean Fleets Regulation if the</p>	Env. Safety & Toxic Materials 4/9	
AB 2626	Dixon (R)	Advanced Clean Fleets regulations: local governments.			

AB 2729	Patterson, Joe (R)	Residential Fees and Charges	alleged violation occurs before January 1, 2025. This bill contains other existing laws. Existing law prohibits a local agency that imposes fees or charges on a residential development for the construction of public improvements or facilities from requiring the payment of those fees or charges until the date of the final inspection or the date the certificate of occupancy is issued, whichever occurs first, except that the payment may be required sooner if the local agency determines that the fees or charges will be collected for public improvements or facilities for which an account has been established and funds appropriated and for which the local agency has adopted a proposed construction schedule or plan prior to final inspection or issuance of the certificate of occupancy, or if the fees or charges are to reimburse the local agency for expenditures previously made. This bill would delete the above-described authorization for a local agency to require payment of fees or charges prior to the date of final inspection or issuance of the certificate of occupancy, whichever occurs first.	Local Gov 4/10	
AB 2735	Rubio, B (D)	Joint powers agreements: public utilities	This bill would authorize a public utility, as defined, to enter into a joint powers agreement with a public agency for the purpose of jointly exercising any power common to the contracting parties. The bill would also authorize a public utility and one or more public agencies to provide insurance, as specified, by a joint powers agreement. The bill would also authorize a public utility and one or more public agencies to enter into a joint powers agreement for the purposes of risk-pooling, as specified.		CA Water Assn. Sponsor
AB 2875	Friedman (D)	Wetlands: state policy	This bill would declare that it is the policy of the state to ensure no net loss and long-term gain in the quantity, quality, and permanence of wetlands acreage and values in California. The bill would make related legislative findings and declarations.	Water, Parks & Wildlife 4/9	
AB 2947	Lackey (R)	Water: turfgrass conversion	This bill would prohibit the department, when it allocates funding for turf replacement programs, from excluding urban water suppliers' turfgrass conversion rebate programs if the rebate program requires the recipient of a rebate to achieve a net water savings and to use the most efficient turfgrass irrigation equipment, as provided. The bill would require an urban water supplier that offers a turfgrass conversion rebate program to report annually to the department on the number of turfgrass conversions that are funded through the program and the estimated water savings from the program.	Water, Parks & Wildlife	Sponsor: Scott's Miracle Grow
AB 3050	Low (D)	Artificial intelligence	This bill would require the Department of Technology to issue regulations to establish standards for watermarks to be included in covered AI-generated material, as defined. The bill would require the department's standard to, at minimum, require an AI-generating entity to include digital content provenance in the watermarks. The bill would prohibit an AI-generating entity from creating covered AI-generated material unless the material includes a watermark that meets the standards established by the department. The bill would provide that the prohibition becomes operative on the date that is one year after the date on which the department issues the	Privacy & Consumer Protections Comm	

AB 3073	Haney (D)	Wastewater testing: illicit substances	regulations to establish standards for watermarks. This bill contains other related provisions and other existing laws. The bill would require the department, on or before July 1, 2025, to solicit voluntary participation from local public health agencies and wastewater treatment facilities, as specified. The bill would require the department to work with the participating agencies and facilities to collect samples and to arrange for those samples to be tested by qualified laboratories. The bill would require the department, in consultation with public health agencies and subject matter experts, to analyze test results to determine possible public health interventions.	Env Safety & Toxic materials 4/9	CASA Support ACWA Watch
AB 3121	Hart (D)	Urban retail water suppliers: written notice: conservation order: dates.	This bill would instead provide that the date the board is authorized to issue a written notice to January 1, 2026 and a conservation order to January 1, 2027.	Water, Parks & Wildlife Comm	
AB 3219	Shanchez (R)	Advanced Clean Fleets regulations: local governments	This bill would provide that the requirements of the Advanced Clean Fleets Regulation do not apply to the purchase by a local government of vehicles with a gross vehicle weight rating greater than 8,500 pounds if the price of the zero-emission version of a vehicle is more than an unspecified percentage of the price of a comparable internal combustion engine version of that vehicle.	Transportation Committee	
SB 1110	Ashby (D)	Urban retail water suppliers: informational order: conservation order	This bill would require the board to additionally consider lower cost actions the water supplier has implemented or will implement in order to help the water supplier achieve overall water supply resiliency in determining whether to issue an informational order. This bill contains other related provisions and other existing laws.	Natural Resources & Water Comm	ACWA Favor
SB 1135	Limon (D)	Greenhouse Gas Reduction Fund: income taxes: credit	This bill, in the 2025–26 fiscal year through the 2035–36 fiscal year, would transfer 1% of the annual proceeds of the Greenhouse Gas Reduction Fund, not to exceed \$120,000,000 per fiscal year, to the California Compost Tax Credit Fund, which the bill would establish. This bill contains other related provisions and other existing laws.	Natural Resources & Water 4/9	
SB 1147	Portantino (D)	Drinking water: bottled water: microplastics levels	This bill would require, among other things, the Office of Environmental Health Hazard Assessment (OEHHA) to study the health impacts of microplastics in drinking water, including bottled water, in order to evaluate and identify safe and unsafe levels of microplastics in those types of water, and, on or before January 1, 2026, to develop and deliver to the state board, among other things, public health standards and goals for a safe level of microplastics in those waters. The bill would require the state board, on or before January 1, 2028, to adopt and implement those public health standards and goals developed and delivered by OEHHA, and to provide those public health standards and goals to local water agencies, along with other specified information provided by OEHHA. The bill would also require the state board to establish testing and reporting requirements for an	Natural Resources & Water 4/17	ACWA & CASA oppose unless amended

SB 1259	Niello (R)	California Environmental Quality Act: judicial review	<p>annual testing of microplastics in bottled water sold in or into this state, as specified.</p> <p>The bill would authorize the motion to be heard on shortened time at the court's discretion. The bill would authorize a plaintiff or petitioner to request the court's permission to withhold the public disclosure of a person or entity who made a monetary contribution. The bill also would require the plaintiff or petitioner to use reasonable efforts to identify the actual persons or entities that are the true source of the contributions, to include the exact total amount contributed, and to identify any pecuniary or business interest related to the project of any person or entity that contributes in excess of \$10,000 to the costs of the action, as specified. The bill would, except as provided, prohibit those disclosures from being admissible into evidence for any purpose. The bill would provide that a failure to comply with these requirements may be grounds for dismissal of the action by the court.</p>	Env. Quality 4/3	ACWA Support
SB 1330	Archuleta (D)	Urban retail water supplier: water use	<p>This bill would require the board to adopt variances recommended by the department for unique uses that can have a material effect on an urban retail water supplier's urban water use objective. The bill would provide that variances adopted by the board shall not be subject to a threshold of significance. The bill would require an urban retail water supplier to self-certify the amount of water included in its urban water use objective that is attributable to a variance.</p>	Natural Resources & Water	ACWA Support
SB 1390	Caballero (D)	Groundwater recharge: floodflows: diversion	<p>This bill would extend the operation of these requirements to diversions commenced before January 1, 2034. The bill would revise, recast, and expand the conditions that are required to be met to include a requirement that a local or regional agency make a declaration that its proposed diversion is in accordance with one of certain enumerated plans relating to flood control or flood risk, as specified, or a county emergency operations plan. The bill would also require the final report to contain information, if applicable, describing the forecasting models used to determine a likely imminent escape of surface water and a description of the methodology used to determine the abatement of flood conditions.</p>	Natural Resources & Water	
SB 1402	Min (D)	30x30 goal: state agencies: adoption, revision, or establishment of plans, policies, and regulations	<p>This bill would require all state agencies, departments, boards, offices, commissions, and conservancies to consider the 30x30 goal when adopting, revising, or establishing plans, policies, and regulations.</p>	Gov Organization 4/9	

Semi-Annual Plume Status Report

Chino Airport Plumes April 2024

CONTAMINANTS

The County of San Bernardino Department of Airports (County) identifies four primary volatile organic compound (VOC) contaminants associated with the Chino Airport groundwater plumes: trichloroethene (TCE), 1,2,3-trichloropropane (1,2,3-TCP), cis-1,2-dichloroethene (cis-1,2-DCE), and 1,2-dichloroethane (1,2-DCA) with TCE and 1,2,3-TCP being the most frequently detected contaminants at the highest concentrations. For each of the four primary contaminants, the table below lists the California maximum contaminant level (MCL) and the maximum concentrations detected in groundwater samples from wells within the plumes over the last five years.

Table 1. Maximum Concentration of Contaminants of Concern between January 2019 to December 2023				
Contaminant	MCL, micrograms per liter (µg/l)	Max Concentration, µg/l	Sample Date	Well
TCE	5	860	April 2023	CAMW30
1,2,3-TCP	0.005	22	April 2023	CAMW13-I
cis-1,2-DCE	6	26	April 2023	CAMW30
1,2- DCA	0.5	1.4	June 2020	CAMW56

Secondary contaminants of concern include 1,1-dichloroethene (1,1-DCE), carbon tetrachloride, 1,4-dioxane, tert-butyl alcohol (TBA), and 1,4-dichlorobenzene.

LOCATION

The Chino Airport is located in the southwestern portion of the Chino Basin within the City of Chino. Exhibit 1 shows the spatial extent of the TCE and 1,2,3-TCP plumes in groundwater, as delineated by both the Chino Basin Watermaster (Watermaster) for the *2022 State of the Basin Report* and the County for their *Semiannual Groundwater Monitoring Report – Winter and Spring 2023*.^{1,2} The delineations prepared

¹ West Yost. (2023). *Optimum Basin Management Program – 2022 State of the Basin Report*. Prepared for the Chino Basin Watermaster. June 2023.

² Tetra Tech. (2023). *Semiannual Groundwater Monitoring Report-Winter and Spring 2023*. Prepared for San Bernardino County Department of Airports. December 2023.

by Watermaster show the spatial extent of the plumes with detectable concentrations of TCE and 1,2,3-TCP based on the five-year maximum concentrations measured over the period of July 2017 to June 2022. The delineations by the County show the area where TCE concentrations are greater than or equal to the MCL of 5 micrograms per liter ($\mu\text{g/l}$), and where 1,2,3-TCP concentrations are greater than or equal to the MCL of 0.005 $\mu\text{g/l}$, based on concentrations measured during the 2023 winter and spring sampling events and data provided by Chino Basin Desalter Authority (CDA) for the desalter wells within the plumes.

The County characterizes West and East plumes, originating from two different source areas at the Chino Airport. TCE and 1,2,3-TCP concentrations are higher within the West plumes than the East plumes, and the extent of the West plumes are also longer. The West and East TCE plumes have been interpreted as comingling within the airport boundaries since 2017. The West and East 1,2,3-TCP plumes were shown to be comingled within the airport property for the first time in 2021.

TCE and 1,2,3-TCP Plumes

The extent of the West TCE Plume with detectable TCE concentrations greater than 0.5 $\mu\text{g/l}$ is about 2.5 miles long. The plume extends south-southwest approximately two miles from the source area to just north of Pine Avenue and then turns southeast extending another 0.6 miles in this direction terminating south of Pine Avenue. The change in direction of the plume in this area may be associated with the location of the Central Avenue Fault that forms a local groundwater barrier and historical pumping at irrigation wells. The source of the smaller East TCE Plume is approximately 1,500 feet northeast of the source of the West TCE Plume. The East TCE Plume comingles with the West TCE Plume on the airport property and extends southeast from the source area about 0.8 miles towards CDA well I-20. The known lateral extent of TCE at concentrations above the MCL covers an area of approximately 785 acres.

The extent of the West 1,2,3-TCP Plume with detectable 1,2,3-TCP concentrations greater than 0.005 $\mu\text{g/l}$ follows the same general path as the West TCE Plume and extends about 2.9 miles southwest past Pine Avenue and follows the same pathway as the West TCE Plume, turning southeast for approximately 0.6 miles just east of Euclid Avenue. The smaller East 1,2,3-TCP Plume is approximately 0.7 miles lengthwise trending south and comingles with the West 1,2,3-TCP Plume on airport property. The known lateral extent of 1,2,3-TCP in groundwater above the MCL currently covers an area of approximately 1,940 acres.

Over time, the vertical and lateral extents of the plumes have changed in response to groundwater production at nearby wells and other hydrological factors. Since monitoring began, groundwater production at CDA wells I-1, I-2, and I-3 has increased the vertical thickness of the West Plumes by more than 100 feet, and the pumping at CDA wells I-20 and I-21 has drawn the East plumes laterally in a southeast direction. Additionally, detections of 1,2,3-TCP in 2022 indicated that the low concentration portion of the 1,2,3-TCP plume south of Pine Avenue may exist further to the south, compared to earlier interpretation.

REGULATORY ORDERS

- Cleanup and Abatement Order (CAO) No. 90-134 for the County of San Bernardino Department of Airports, Chino Airport—Issued to the County to address the groundwater contamination originating from the Chino Airport.
- CAO No. R8-2008-0064 for the San Bernardino County Department of Airports, Chino Airport—Required the County to define the lateral and vertical extent of the plume offsite from the Chino Airport and prepare a remedial action plan (RAP).

- CAO No. R8-2017-0011 for the San Bernardino County Department of Airports, Chino Airport—Required the County to respond to Santa Ana Regional Water Quality Control Board (Santa Ana Water Board) comments on the draft Feasibility Study and submit a final Feasibility Study. Additionally, it required the County to submit a final RAP within 60 days of the Santa Ana Water Board approval of the Final Feasibility Study and implement the RAP.

REGULATORY AND MONITORING HISTORY

In 1990, the Santa Ana Water Board issued CAO No. 90-134 to address groundwater contamination originating from the Chino Airport. From 1991 to 1992, ten inactive underground storage tanks and 310 containers of hazardous waste were removed, and 81 soil borings were drilled and sampled on the Chino Airport property. From 2003 to 2005, nine onsite monitoring wells were installed and used to collect groundwater quality samples. In 2007, the County conducted its first offsite groundwater characterization effort, which included 22 cone penetrometer tests (CPT) and direct push borings from which water quality samples were collected. In 2008, the Santa Ana Water Board issued CAO No. R8-2008-0064, requiring the County to define the lateral and vertical extent of the plume offsite and to prepare a RAP. From 2009 to 2012, 33 offsite monitoring wells were installed at 15 locations to characterize the extent of the contamination downgradient from the Chino Airport property. From 2013 to 2014, the County conducted an extensive investigation of 20 areas of concern identified for additional characterization of the soil and groundwater contamination associated with the Chino Airport. The investigative work included: piezocone-penetrometer tests, vertical-aquifer-profiling (VAP) borings with depth-discrete groundwater sampling, soil-gas probe sampling, high-resolution soil sampling and analysis, real-time data analysis, and three-dimensional contaminant distribution modeling. Following the completion of this investigative work, from September 2014 through February 2015, an additional 33 groundwater monitoring wells were installed in 17 locations on and adjacent to the Chino Airport property.

The County completed a draft feasibility study in August 2016 that identified remedial action objectives for groundwater contaminants originating from the Chino Airport and evaluated potential remediation alternatives for mitigation.³ On January 11, 2017, the Santa Ana Water Board issued CAO R8-2017-0011 to the County, which superseded CAO R8-2008-0064. The order required that the County: (1) submit a final feasibility study within 60 days of receiving the Santa Ana Water Board's comments on the draft feasibility study, (2) submit a final RAP within 60 days of the Santa Ana Water Board approval of the final feasibility study, (3) implement the RAP in accordance with a Santa Ana Water Board-approved schedule, and (4) prepare and submit technical reports and work plans as the Santa Ana Water Board deems necessary. The County submitted the final feasibility study on May 15, 2017.⁴ The feasibility study identified a groundwater pump-and-treat system as the preferred remedial action to provide hydraulic containment and cleanup of both the West and the East Plumes. The Santa Ana Water Board approved the final feasibility study on June 7, 2017 and requested that a RAP be prepared.

³ Tetra Tech. (2016). *Draft Feasibility Study Chino Airport San Bernardino County, California*. Prepared for San Bernardino County Department of Airports. August 2016.

⁴ Tetra Tech. (2017). *Final Feasibility Study Chino Airport San Bernardino County, California*. Prepared for San Bernardino County Department of Airports. May 2017.

On December 18, 2017, the County submitted a draft interim remedial action plan (IRAP).⁵ The IRAP was considered “interim” because the County is moving forward on an interim basis to initiate the remedial action as soon as possible, with the opportunity to evaluate and modify the remedy in the future. The draft IRAP identified a combination of institutional controls, monitored natural attenuation, and groundwater extraction and ex-situ treatment as the best remedial alternative. From April 2018 to January 2019 a CEQA analysis was completed for the proposed remedial strategy.⁶ During this time, the Santa Ana Water Board and County went through a series of comments and response to comments on the draft IRAP. Modifications were made to the draft IRAP and the Final IRAP was submitted to the Santa Ana Water Board on May 18, 2020.⁷ The Final IRAP was approved by the Santa Ana Water Board on November 4, 2020.

In April and May 2020, the County installed a cluster of three downgradient wells to monitor the increasing concentrations of TCE in wells located along the southeastern plume boundary. While the County was reviewing and finalizing the IRAP, they were simultaneously working on a Human Health and Screening Ecological Risk Assessment (HHERA) to support to the IRAP by identifying remedial actions to protect human health and the environment.⁸ A draft of the HHERA was submitted to the Santa Ana Water Board for review in August 2018. The Santa Ana Water Board and the Office of Environmental Health Hazard Assessment reviewed the report and identified several data gaps. The Santa Ana Water Board requested that the County produce a work plan to address these data gaps, including additional shallow soil and soil gas sampling to evaluate the potential presence of VOCs and other contaminants. In July 2021, the Santa Ana Water Board approved the HHERA Data Gap Workplan and in September 2021, the results of the investigation were published in *The Supplemental Vapor Intrusion and Shallow Soil Investigation Report*.^{9,10} The report concluded that no further investigation of shallow soils or soil gas was needed in several of the areas investigated, two of the areas investigated may require land-use controls, and one area will require additional investigation. On March 14, 2023, the Santa Ana Water Board approved the *Work Plan for Focused Supplemental Investigation at Areas of Concern EE, HH, and J/K* to perform soil, soil gas, and groundwater sampling at the additional locations, and vapor sampling at various buildings.¹¹

⁵ Tetra Tech. (2017). *Draft Interim Remedial Action Plan Chino Airport, San Bernardino County, California*. Prepared for San Bernardino County Department of Airports. December 2017.

⁶ Filing of the Notice of Determination for the Mitigated Negative Declaration was completed on January 29, 2019.

⁷ Tetra Tech. (2020). *Final Interim Remedial Action Plan Chino Airport San Bernardino County, California*. Prepared for San Bernardino County Department of Airports. May 18, 2020.

⁸ Tetra Tech. (2018). *Human Health and Screening Ecological Risk Assessment Chino Airport San Bernardino County, California*. Prepared for San Bernardino County Department of Airports. August 8, 2018.

⁹ Tetra Tech. (2021). *Final Work Plan for Supplemental Data Collection for Vapor Intrusion and Shallow Soil, Chino Airport, San Bernardino County, California*. Prepared for San Bernardino County Department of Airports. April 9, 2021.

¹⁰ Tetra Tech. (2021). *Supplemental Vapor Intrusion and Shallow Soil Investigation Report, Chino Airport, San Bernardino County, California*. Prepared for San Bernardino County Department of Airports. September 2021.

¹¹ Tetra Tech. (2023). *Work Plan for Focused Supplemental Investigation at Areas of Concern EE, HH, and J/K, Chino Airport, San Bernardino County, California*. Prepared for the California Regional Water Quality Control Board, Santa Ana Region. January 3, 2023.

In January 2022, the County completed construction of six piezometers at four locations in the Prado Basin riparian habitat area southwest of the airport (see Exhibit 1) to monitor potential impacts to shallow groundwater from pumping at the proposed County extraction wells.^{12,13}

REMEDIAL ACTION

As described in the IRAP, remedial action for the TCE and 1,2,3-TCP plumes will consist of a groundwater pump-and-treat system, institutional controls, and monitored natural attenuation. The groundwater pump-and-treat system well network will include a total of twenty-two wells located across ten extraction well sites (EW-1 through EW-10) both onsite and offsite. Due to the depth of the plumes, each extraction well site will consist of up to three individual extraction wells to focus extraction at different depths. Exhibit 1 shows the location of the ten proposed extraction well sites.

To assist in the design of the groundwater pump-and-treat system, the County installed two of the extraction well sites (EW-2 and EW-5) in 2018, along with twelve piezometers and eleven monitoring wells, and conducted aquifer pumping tests at these locations. The findings were submitted to the Santa Ana Water Board on June 19, 2019 and used by the County to refine the design of the system.¹⁴ Altogether, the extraction wells are predicted to produce 1,700 gallons per minute (gpm) of groundwater, with individual wells ranging from 20-150 gpm each. The extraction well network will also include existing CDA wells I-16, I-17, and I-18 to pump up to an additional 500 gpm of groundwater, and potentially CDA wells I-20 and I-21 if treatment is required.

Extracted groundwater will be conveyed via a pipeline network to the main raw water influent line to the existing CDA Chino-I Desalter facility, where it will be treated for VOCs (including 1,2,3-TCP and TCE) at a new granular activated carbon (GAC) treatment system constructed at the CDA's existing Chino-I Desalter facility (South GAC system). The South GAC system is designed to treat a total flow of 2,325 gpm from the County extraction wells and CDA wells I-16, I-17, I-18, and can be expanded to 3,125 gpm for CDA wells I-20 and I-21 if needed. Other treatment processes may also be added as needed to treat increasing concentrations of constituents or if there are new regulatory limits. The CDA designed and constructed the treatment system and is operating it, and the County is providing the funding. An additional treatment system, the North GAC Treatment System was also constructed by CDA to treat water from four CDA wells (I-1 through I-4) that produce from the lower aquifer; however, this system is not associated with the County's remedial action.

Once treated at the South GAC system, water will be conveyed to the existing Chino-I Desalter that uses reverse osmosis and ion exchange to treat for nitrates and total dissolved solids (TDS), both of which are regional contaminants and not associated with Chino Airport operations or plumes. Treated water will be discharged for use as potable municipal water supply.

On December 8, 2021, the County submitted the *Final Preliminary Well Design Report* for the pump-and-treat system for remediation of the plumes and began working on a remedial action work plan (RAWP) to

¹² Tetra Tech. (2021). *Work Plan for Installation of Piezometers for Riparian Area Monitoring, Chino Airport, San Bernardino County, California*. Prepared for San Bernardino County Department of Airports. May 17, 2021.

¹³ Tetra Tech. (2022). *Riparian Area Piezometer Installation Report, Chino Airport Groundwater Assessment, San Bernardino County, California*. Prepared for San Bernardino County Department of Airports. October 28, 2022.

¹⁴ Tetra Tech. (2019). *Well Installation, Well Destruction, and Aquifer Pumping Test Report, Chino Airport, San Bernardino County, California*. Prepared for San Bernardino County Department of Airports. June 19, 2019.

provide a detailed description of the remediation and construction activities associated with the implementation of the remedial action, including the construction and installation of the extraction wells, pipelines for conveyance of extracted groundwater, and the groundwater treatment system.¹⁵ The 2022 RAWP was submitted to the Santa Ana Water Board on July 22, 2022.¹⁶

The RAWP divides the construction of the pump-and-treat system into two phases: Phase 1 includes the construction of onsite extraction wells and conveyance piping, as well as five monitoring wells; and Phase 2 includes the construction of offsite extraction wells and conveyance piping. For Phase 1, five extraction wells at two onsite well sites (EW-2 and EW-5) were installed in 2018 and the remaining five extraction wells at three onsite well sites (EW-1, EW-3, and EW-4) were constructed in 2023. Wells will go into operation once the conveyance system is constructed and tested and wells are developed, tested, and approved by State Water Resources Control Board Division of Drinking Water (DDW). Because the 2022 RAWP only addresses Phase 1 construction, an addendum to the RAWP will be submitted at a later date for Phase 2 construction of the remaining extraction wells at five offsite well sites and conveyance piping.

MONITORING AND REPORTING

On May 5, 2023, the County submitted a *Sampling and Analysis Plan Update (SAP)*.¹⁷ The update was prepared to quality assurance and quality control (QA/QC) procedures, as well as provide guidance for field operations and environmental sampling activities. The SAP will continue to be updated as necessary as site conditions and activities change and updates become available for analytical methods, field procedures, screening levels, and guidelines for data validation.

Currently the County conducts quarterly, annual, or biennial water quality monitoring at 89 site-related monitoring wells and four on-site agricultural wells to monitor the plume extents. The sampling frequency is determined by well classification (i.e., background wells, horizontal or vertical extent wells, seasonal/increasing trend wells, and guard wells). The County also conducts quarterly water-level monitoring at the 89 site-related monitoring wells, five extraction wells, 12 onsite piezometers (two of which were destroyed in June 2023), and six riparian habitat area piezometers. All water quality data collected by the County are posted on the State Water Resources Control Board's GeoTracker website.¹⁸ Conclusions from the monitoring program can also be found in the semi-annual reports posted on GeoTracker. The most recent monitoring report, the *Semiannual Groundwater Monitoring Report-Winter and Spring 2023*, was submitted to the Santa Ana Water Board on December 14, 2023.¹⁹ Additionally, in cooperation with the CDA, the County has been sampling extraction wells and selected proxy monitoring wells since fall 2021 to submit baseline water quality data to DDW for compliance with the Policy Memo 97-005 and CDA's drinking water permit. As of October 2023, the 97-005 data is also being submitted to the Santa Ana Water Board and reports of the monitoring results are available on GeoTracker.

¹⁵ Tetra Tech. (2021). *Final Preliminary Well Design Report, Chino Airport, San Bernardino County, California*. Prepared for San Bernardino County Department of Airports. December 8, 2021.

¹⁶ Tetra Tech. (2022). *Remedial Action Work Plan, Chino Airport, San Bernardino County, California*. Prepared for San Bernardino County Department of Airports. July 22, 2022.

¹⁷ Tetra Tech. (2023). *Sampling and Analysis Plan Update, Chino Airport, San Bernardino County, CA*. Prepared for San Bernardino County Department of Airports. May 5, 2023.

¹⁸ https://geotracker.waterboards.ca.gov/profile_report?global_id=SL208634049

¹⁹ Tetra Tech. (2023). *Semiannual Groundwater Monitoring Report- Winter and Spring 2023*. Prepared for San Bernardino County Department of Airports. December 14, 2023.

Watermaster also collects groundwater quality samples from private wells in the plume area and at its HCMP-4 monitoring well, located in the southern end of the plumes. Additionally, the CDA collects groundwater quality samples from its production wells; these data are shared with Watermaster and the County. Watermaster uses data from the County, CDA, and its own sampling to perform an independent characterization of the areal extent and concentration of the TCE and 1,2,3-TCP plumes.

RECENT ACTIVITY

The most recent semi-annual groundwater monitoring report prepared by the County was submitted to the Regional Board on December 14, 2023 for the winter and spring 2023 sampling events. The winter and spring (quarters 1 and 2) groundwater monitoring events were conducted in January and April 2023 in accordance with the updated SAP. During the winter 2023 sampling event, 20 wells were sampled for water quality, and during the spring 2023 sampling event, 88 wells were sampled for water quality (including the 20 wells that were sampled during winter). During these sample events, 112 monitoring wells, extraction wells, and piezometers were measured for groundwater elevation. The following describes key conclusions presented in the 2023 winter and spring groundwater monitoring report:

- Groundwater elevation data continue to show two predominant gradients and slope directions of shallow groundwater in the plume area: 1) towards the south-southeast beneath the airport property, and 2) towards the south and southwest offsite with average groundwater elevations increasing in both the winter (2.8 feet) and spring (3.5 feet).
- TCE was detected above the MCL in 28 of the 88 wells sampled with a maximum concentration of 860 µg/l at well CAMW30. 1,2,3-TCP was detected above the MCL in 19 of the 88 wells with a maximum concentration of 20 µg/l at CAMW13-I.
- The overall extent of the general configuration of the plumes has remained fairly consistent since the completed groundwater characterization in 2015 except for the continued migration of the TCE and 1,2,3-TCP plumes to the southeast. Consistent with past trends, TCE and 1,2,3-TCP plumes beneath the Airport property showing increasing trends on the east plumes, which may be influenced by third-party pumping south and east of the Chino Airport.
- Overall TCE concentrations at the western plume source area (well CAMW30) show an overall decreasing long-term trend, however, an increase was observed from 32 µg/l to 860 µg/l in 2022 to 2023. This could indicate the western plume source area may be migrating, but additional data will be needed to verify the observed trend.

The most recent sampling results for the DDW approved monitoring plan for 97-005 Policy Memo baseline sampling for the South GAC System were submitted to the Regional Board in September 2023 for the 2023 quarter 1 and 2 sampling. The letter report of the sampling results was posted on GeoTracker.²⁰

In April 2023, pumping began at CDA wells I-17 and I-18 within the Chino Airport West plumes offsite and treatment of groundwater from these wells commenced at the South GAC System at Chino-I

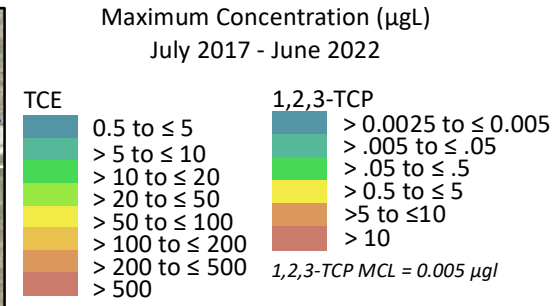
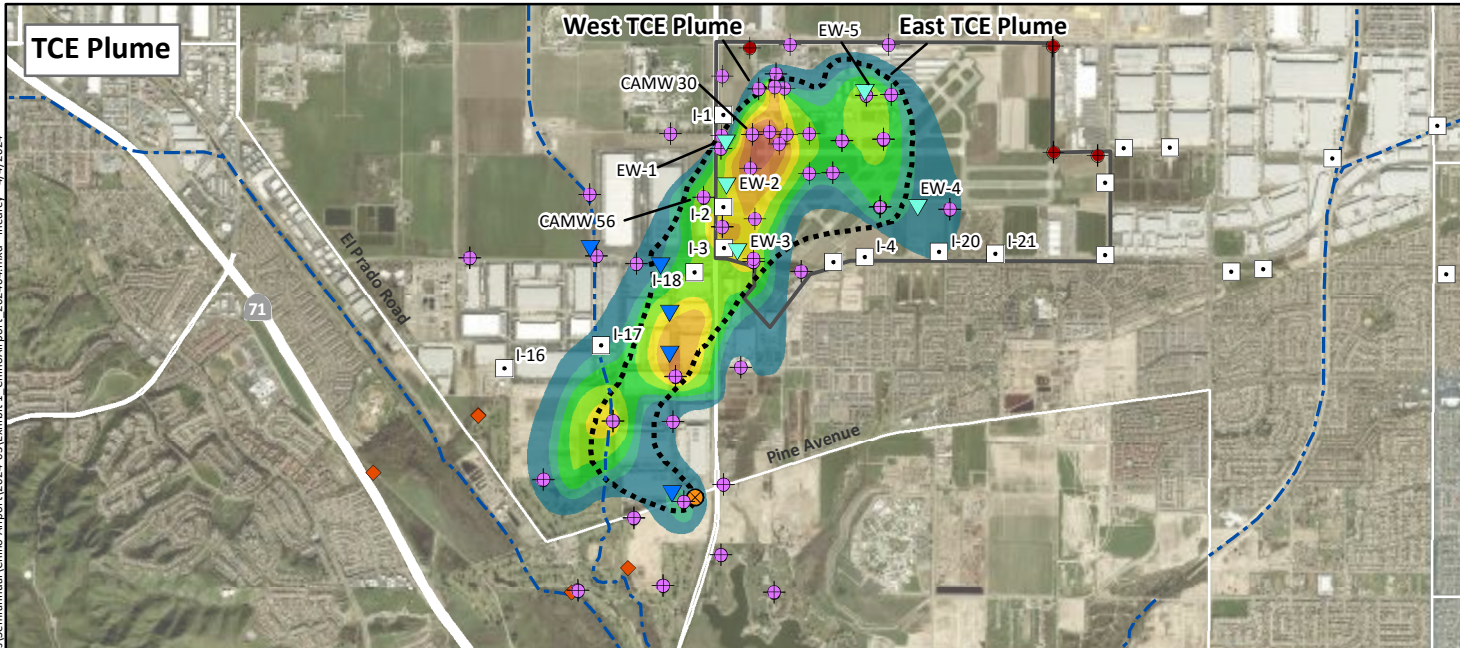
²⁰ Tetra Tech. (2023). *Groundwater Sampling and Analysis Results for Developing Baseline Water Quality – First Quarter and Second Quarter 2023*. Prepared for San Bernardino County Department of Airports. September 28, 2023.

Desalter. CDA well I-17 has been offline since 2017 and CDA well I-18 has never been in operation. From July to December 2023, five wells at three extraction well sites (EW-1, EW-3, and EW-4) were constructed on the Chino Airport property as part of Phase I of the RAWP. Conveyance pipeline construction is planned for 2024. Phase II of the RAWP is expected to commence at the beginning of 2025 with the construction of the offsite extraction well sites.

On January 19, 2024, the County submitted an addendum to *Work Plan for Focused Supplemental Investigation at Areas of Concern EE, HH, and J/K* to perform additional vapor sampling at overlying buildings occupied by people to monitor for potential impact.²¹

²¹ Tetra Tech. (2024). *Final Work Plan Addendum for Focused Supplemental Investigation at Areas of Concern EE, HH, and J/K, – Chino Airport, San Bernardino County, California*. Prepared for the San Bernardino County Department of Airports. January 19, 2024.

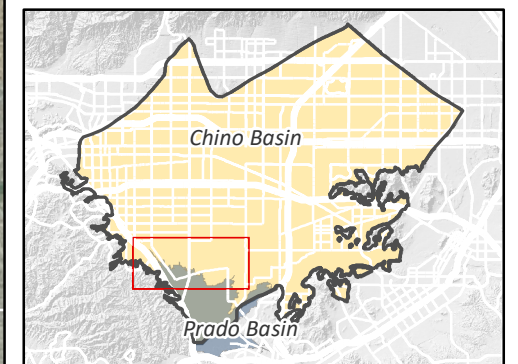
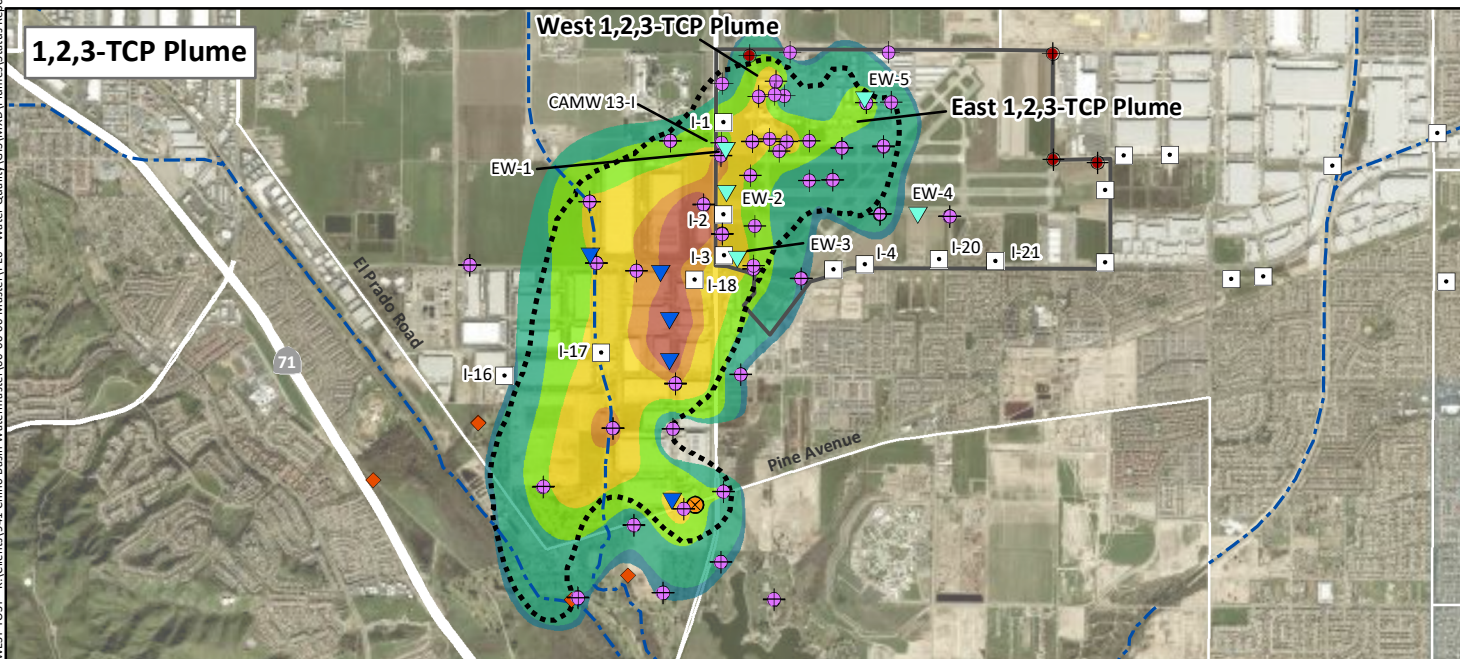
WEST_YOST - K:\Clients\941_Chino Basin Watermaster\00-00-00_Master\PE6 - Water Quality\GIS\Map\Plumes\Status Reports\Chino Airport\2024-03\Exhibit 1_Chino Airport_2024.04.mxd - I:\hdfley - 4/4/2024



MCL = $5 \mu\text{g/l}$
(Delineated by Watermaster in the 2022 State of the Basin Report)

Approximate Extent of TCE ($>5 \mu\text{g/l}$) or 1,2,3-TCP ($>0.005 \mu\text{g/l}$) Plume
(Delineated by the County of San Bernardino for the Winter/Spring 2023 Groundwater Monitoring Report)

- County of San Bernardino Monitoring Well (Some locations have multiple well casings at various depths)
- Former Agricultural Well
- Piezometer Near Prado Basin Habitat
- HCMP Monitoring Well 4
- Extraction Well Site
- Location of Future Extraction Well Site
- CDA Production Well
- Wells are labeled by well name if mentioned in the report
- Chino Airport Boundary
- Streams & Flood Control Channels



Semi-Annual Plume Status Report

South Archibald Plume April 2024

CONTAMINANTS

The primary contaminant is trichloroethene (TCE). The California maximum contaminant level (MCL) for TCE is 5 micrograms per liter ($\mu\text{g/l}$). The maximum TCE concentration detected in a groundwater sample collected from wells within the plume during the last five years (January 2019 to December 2023) is 74 $\mu\text{g/l}$.

LOCATION

The South Archibald TCE plume is located in the southern Chino Basin within the City of Ontario. Exhibit 1 shows the spatial extent of the plume with detectable TCE concentrations equal to or greater than 0.5 $\mu\text{g/l}$, as delineated by the Chino Basin Watermaster (Watermaster) for the *2022 State of the Basin Report*.¹ This extent is based on the five-year maximum TCE concentration measured over the period of July 2017 to June 2022. The TCE plume is about 23,200 feet long, extending southward from State Route 60 to approximately Kimball Avenue, and is about 14,300 feet wide extending from Grove Avenue to Turner Avenue. Exhibit 1 also shows the approximate extent of the plume, and extent greater than 5 $\mu\text{g/l}$, delineated by the responsible parties during the most recent sampling event in 2023.

REGULATORY ORDERS

- Draft Cleanup and Abatement Orders (CAOs) — Six Draft CAOs were issued in 2005 to the following parties: Aerojet-General Corporation, The Boeing Company, Northrop Grumman Corporation, Lockheed Martin Corporation, General Electric Company, and United States Department of Defense.
- Draft CAO R8-2012-00XX for the City of Ontario, City of Upland, and Inland Empire Utilities Agency (IEUA), Former Ontario-Upland Sewage Treatment Plant (Regional Recycling Plant No. 1), City of Ontario, San Bernardino County — This CAO was issued jointly to the City of Ontario, City of Upland, and IEUA.
- Stipulated Settlement and CAO No. R8-2016-0016 for the City of Ontario, the City of Upland, the IEUA, Aerojet Rocketdyne, Inc.², The Boeing Company, General Electric Company,

¹ West Yost. (2023). *Optimum Basin Management Program – 2022 State of the Basin Report*. Prepared for the Chino Basin Watermaster. June 2023.

² Formerly known as Aerojet-General Corporation.

Lockheed Martin Corporation and the United States of America, Former Ontario-Upland Sewage Treatment Plant (Regional Recycling Plant No. 1) City of Ontario— This was the final CAO issued to all parties previously issued draft CAOs in 2005 and 2012, excluding Northrop Grumman.

REGULATORY AND MONITORING HISTORY

In the mid-1980s, as part of its work associated with the Chino Basin Storage Program, the Metropolitan Water District of Southern California took water quality samples that indicated that TCE was present in private wells in the southern Chino Basin. The Santa Ana Regional Water Quality Control Board (Santa Ana Water Board) confirmed this with subsequent rounds of sampling.

The Santa Ana Water Board issued Draft CAOs in 2005 for six different parties who were tenants on the Ontario Airport property. On a voluntary basis, four of the parties — Aerojet-General Corporation, The Boeing Company, General Electric Company, and Lockheed Martin Corporation, collectively the ABGL parties, worked together, along with the U.S. Department of Defense, to investigate the source of contamination. Part of the investigations included collecting water quality samples from private wells and taps at residences and the construction and sampling of four triple-nested monitoring wells (ABGL wells) in the northern portion of the plume. Alternative water systems were provided to private residences in the area where groundwater was contaminated with TCE above the MCL.

In 2008, Santa Ana Water Board staff conducted research pertaining to the likely source of TCE contamination. Based on their work, Santa Ana Water Board staff identified discharges of wastewater to the RP-1 treatment plant and associated disposal areas that potentially contained TCE, as the potential sources. The Santa Ana Water Board identified several industries, including some previously identified tenants of the Ontario Airport property, that likely used TCE solvents before and during the early 1970s, and discharged wastes to the Cities of Ontario and Upland sewage systems tributary to the RP-1 treatment plant and disposal areas. In 2012, the Santa Ana Water Board issued an additional Draft CAO jointly to the City of Ontario, City of Upland, and IEUA as the previous and current operators of the RP-1 treatment plant and disposal area (collectively the RP-1 parties).

Under the Santa Ana Water Board's oversight from 2007 through 2014, the ABGL parties and the RP-1 parties individually and jointly conducted sampling at private residential wells and taps approximately every two years in the region where groundwater was potentially contaminated with TCE. By 2014, all private wells and taps in the area of the plume had been sampled at least once as part of the monitoring program. The report documenting this data was published in November 2014.³ Both the ABGL and RP-1 parties provided potable water to residences in the area where well water contained TCE concentrations equal to or above 80 percent of the MCL for TCE (e.g., equal to or greater than 4.0 µg/l) by either water tank systems where potable water is delivered via truck or by bottled water service.

In July 2015, the RP-1 parties completed a draft feasibility study report for the South Archibald plume (Feasibility Study).⁴ The Feasibility Study established cleanup objectives for domestic water supply and plume remediation and evaluated alternatives to accomplish these objectives. In August 2015, the RP-1 parties

³ Erler & Kalinowski, Inc. (2014). *Supplemental Data Report Trichloroethene Plume Central Chino Basin*. Prepared for Aerojet Rocketdyne, Boeing, General Electric, and Lockheed Martin. November 19, 2014.

⁴ Dudek. (2015). *Draft Feasibility Study Report South Archibald Plume, Ontario, California*. Prepared for City of Ontario, City of Upland, and Inland Empire Utilities Agency. July 2015.

prepared a Draft Remedial Action Plan (RAP) to present the preferred plume remediation and domestic water supply alternatives.⁵ A public review period followed, and two community meetings were held in September 2015 to educate the public about the plume, the Feasibility Study, and the RAP, and to solicit comments on these reports. In November 2015, the revised Draft Feasibility Study and RAP and responses to comments were completed to address input from the public, ABGL, and other parties.^{6,7}

In September 2016, the Santa Ana Water Board issued the Final Stipulated Settlement and CAO R8-2016-0016 (Stipulated CAO) collectively to the RP-1 parties and the ABGL parties (excluding Northrop Grumman). The Stipulated CAO was adopted by all parties in November 2016, thus approving the preferred plume remediation and domestic water supply alternatives identified in the RAP. The parties also reached a settlement agreement that aligned with the Stipulated CAO and authorized funding to initiate implementation of the plume remediation alternative.

In July 2021, the RP-1 parties collaborated with the Santa Ana Water Board and Watermaster to distribute a Community Fact Sheet to residences overlying the plume on the health and environmental impacts of the groundwater contaminants of TCE and other potential contaminants such as per- and polyfluoroalkyl substances (PFAS), their presence in the area of the plume, and sampling resources.⁸

REMEDIAL ACTION

Plume Remediation. The plume remediation alternative identified in the Feasibility Study, RAP, and Stipulated CAO involves the use of previously existing and newly constructed Chino Basin Desalter Authority (CDA) wells and treatment facilities. The RP-1 parties and the CDA reached a Joint Facility Development Agreement for implementation of a project designed to remediate the South Archibald plume by modifying the CDA facilities to treat TCE and other VOCs, as well as using existing facilities (i.e. reverse osmosis membranes) to treat total dissolved solids (TDS) and nitrate. The project consists of the construction and operation of three new CDA wells (II-10, II-11, and II-12), a dedicated pipeline to convey groundwater produced from these wells to the Chino-II Desalter treatment facility, and replacement of existing decarbonators at Chino-II Desalter with an air stripping system to remove TCE and other VOCs from the water treated through the reverse osmosis (RO) trains. A new pipeline was also constructed to allow existing CDA well I-11 to be pumped into the new dedicated pipeline to the Chino-II Desalter for treatment via the new air-stripping system. The construction of portions of the project were funded by Proposition 1 Grant Agreement No. D1712507 (Prop 1 Grant Agreement) and Title XVI grants from the United States Bureau of Reclamation. Construction of CDA wells II-10 and II-11 was completed in September 2015. The equipping of these wells was completed in 2018, and pumping initiated at wells II-11 and II-10 in July and September 2018, respectively. The construction of an onsite monitoring well near the proposed location of well II-12 was completed in 2019 (well II-MW-3) and the construction of well II-12 was completed in November 2020. The CDA completed the equipping of well II-12 in July 2021, and

⁵ Dudek. (2015). *Draft Remedial Action Plan South Archibald Plume, Ontario, California*. Prepared for City of Ontario, City of Upland, and Inland Empire Utilities Agency. August 2015.

⁶ Dudek. (2015). *Draft Feasibility Study Report South Archibald Plume, Ontario, California*. Prepared for City of Ontario, City of Upland, and Inland Empire Utilities Agency. November 2015.

⁷ Dudek. (2015). *Draft Remedial Action Plan South Archibald Plume, Ontario, California*. Prepared for City of Ontario, City of Upland, and Inland Empire Utilities Agency. November 2015.

⁸ Santa Ana Water Board. (2021). Community Fact Sheet.

https://documents.geotracker.waterboards.ca.gov/regulators/deliverable_documents/9334058463/20210407_CommunityFactSheet_SouthArchibaldPrivateWells-Short_ADA_Final.pdf

pumping began on August 24, 2021. In January 2022 the Inland Empire Utilities Agency (IEUA) submitted a request to the Santa Ana Water Board to certify the Construction Completion of the northern well project, all new pipelines, and the modifications of the decarbonator at Chino-II Desalter.

Domestic Water Supply. The domestic water supply alternative identified in the Feasibility Study and RAP is a hybrid between the installation of tank systems for some residences where potable water is delivered from the City of Ontario and the installation of a pipeline to connect some residences to the City of Ontario potable water system. Pursuant to the Stipulated CAO, the Cities of Ontario and Upland have assumed the responsibility for implementing the domestic water supply alternative for private residences currently receiving bottled water due to TCE groundwater contamination. In February 2017, the Cities of Ontario and Upland submitted a *Domestic Water Supply Work Plan* to the Santa Ana Water Board (2017 Work Plan), outlining the approach to provide alternative water supplies to affected residences receiving bottled water.⁹ The Santa Ana Water Board approved the 2017 Work Plan on March 3, 2017.¹⁰ At that time, 32 residences were using tank systems that were previously installed and 21 residences were receiving bottled water. The alternative water supply options included: 1) installation of a tank system; 2) connection to an existing City of Ontario water main; 3) connection to a future City of Ontario water main; or 4) remain on bottled water. In accordance with the schedule in the Stipulated CAO and the work plan, tank systems would be installed within six months of resident consent, connections to Ontario's existing municipal water system would be constructed within three months of resident consent, and construction and connection to a new water main would occur within 18 months of resident consent. Additionally, bottled water would be supplied to any newly affected residents immediately upon determining that TCE is present at concentrations greater than 4 µg/l. The City of Ontario performs annual monitoring of private wells and taps in the area potentially affected by the plume to support the Stipulated CAO and 2017 Work Plan.

MONITORING AND REPORTING

Pursuant to the Stipulated CAO and the 2017 Work Plan, the Cities of Ontario and Upland collect annual groundwater quality samples at about 50-60 private wells and taps at about 45 residential and agricultural locations within the plume. The purpose of groundwater sampling is to: 1) evaluate the lateral extent of the plume per the Stipulated CAO, 2) identify locations where concentrations of TCE in private water supply wells are above the MCL, 3) identify locations where concentrations of TCE that were previously above the MCL are now below 80 percent of the MCL, and 4) identify residences that may be able to participate in the City of Ontario's alternative water supply program. The Cities of Ontario and Upland have conducted seven rounds of sampling since 2017, and the results are reported in annual groundwater monitoring reports submitted to the Santa Ana Water Board. The annual reports are available on the State Water Resources Control Board's GeoTracker online portal.¹¹

From 2019 to 2021, the IEUA and CDA worked with the California State Water Resources Control Board (State Board) and the Santa Ana Water Board to design a monitoring and reporting plan pursuant to the Prop 1 Grant Agreement for funding the expansion of the CDA facilities to cleanup TCE in the South Archibald plume, and the high nitrates and TDS in groundwater. The final monitoring and reporting plan

⁹ Dudek. (2017). *Domestic Water Supply Work Plan South Archibald Plume, Ontario, California*. Prepared for the City of Ontario, City of Upland. February 2017.

¹⁰ Santa Ana Water Board. (2017). *Domestic Water Supply Workplan – South Archibald Trichloroethylene Plume, Ontario, California*. Letter to the City of Ontario from Kurt Berchtold. March 3, 2017.

¹¹ https://geotracker.waterboards.ca.gov/profile_report?global_id=T10000004658

(Prop 1 Monitoring Plan) was completed in January 2021 and includes collecting samples at the CDA production and monitoring wells within and near the plume and nearby agency-owned wells.¹² Two of the CDA monitoring wells (II-MW-4 and II-MW-5) were constructed at the request of the Santa Ana Water Board and State Board for monitoring at two additional locations in the plume: one location within the area of the highest concentration of TCE within the plume (II-MW-5), and one location just upgradient of CDA well II-12 (II-MW-4).^{13,14} Construction of four multi-depth well casings (a,b,c,d) at II-MW-5 was completed in February 2021 and in March 2021 one well casing at II-MW-4 was completed. The locations of II-MW-5 (a,b,c,d) and II-MW-4 are shown in Exhibit 1 along with the location of the monitoring well II-MW-3. The Prop 1 Monitoring Plan includes sampling for TCE, nitrate, and TDS, as well as additional constituents 1,2,3-trichloropropane (1,2,3-TCP), 1,4-dioxane, perchlorate, and hexavalent chromium. All of these constituents except for 1,4-dioxane are currently monitored at all the CDA wells except for II-MW-5, as required by the State Water Resources Control Board Division of Drinking Water (DDW). Per the Prop 1 Monitoring Plan, sampling for these additional constituents was to be performed at all four well casings at II-MW-5 once at the time of completion of construction and again after one year. If the sampling results showed concentrations of these constituent(s) above 80 percent of their respective MCLs¹⁵ or California notification levels (NLs), these constituents would be added to the Prop 1 Monitoring Plan for the CDA monitoring wells. Sampling at the four well casings at II-MW-5 occurred in March 2021 after construction and results showed that concentrations for all of these constituents were above 80 percent of their respective MCLs or NLs for at least one well in the cluster. Sampling was not performed at II-MW-5 for quarters 2, 3, and 4 in 2021 and for quarter 1 of 2022 due to the well not having a pump installed. Sampling occurred quarterly after that using a portable pump. In April 2023, the IEUA submitted official correspondence to the Santa Ana Water Board informing them of their plans for installing permanent pumps at Well-II-MW-5 so sampling events will not be missed moving forward.¹⁶

The Prop 1 Monitoring Plan also requires Operational Reports¹⁷ to be submitted quarterly and annually that include the data collected during that period. Additionally, the groundwater data is uploaded to the State Board's GeoTracker website.

In addition to the monitoring performed by the CDA and the RP-1 Parties, Watermaster routinely collects groundwater samples at private wells in the plume area. Watermaster uses the data obtained from its own monitoring efforts, with monitoring data collected by the CDA, IEUA and the City of Ontario, to delineate the South Archibald TCE plume as part of the biennial Chino Basin State of the Basin Report.

In July 2023, the City of Ontario submitted their private water supply annual well sampling workplan for the annual sampling in 2023 for review by the Santa Ana Water Board.¹⁸ The plan includes collecting

¹² Hazen and Sawyer. (2021). *Monitoring Plan – Chino Basin Improvement and Groundwater Clean-up Project*. Prepared for CDA and IEUA. January 2021.

¹³ CDA Board of Directors July 2020 Meeting Agenda and Minutes.
<https://www.chinodesalter.org/AgendaCenter/ViewFile/Agenda/07022020-309>

¹⁴ Santa Ana Water Board. (2020). *Comments on Responses to Comments on Monitoring and Reporting Plan and Request for Additional Monitoring for Inland Empire Utilities Agency and Chino Basin Desalter Authority Clean-Up Project (Grant Agreement No. D1712507)*. April 24, 2020.

¹⁵ The MCL for hexavalent chromium is a proposed MCL that will likely be adopted in 2024.

¹⁶ Email Correspondence with DTSC on April 27, 2023.

¹⁷ Operational Reports are required to be submitted after the end of the grant term in 2024.

¹⁸ EEC Environmental. (2023). *Workplan – Private Water Supply Well Sampling*. Prepared for the City of Ontario. July 7, 2023.

groundwater samples from approximately 70 properties, as well as an additional 19 private wells identified as candidate samples. Additionally, the Santa Ana Water Board will collect split samples for 1,4-dioxane, 1,2,3-TCP, hexavalent chromium, and PFAS at up to ten private wells. IEUA has agreed to provide the technical field support during sample collection. The Santa Ana Water Board provided comments on the workplan on September 5, 2023.

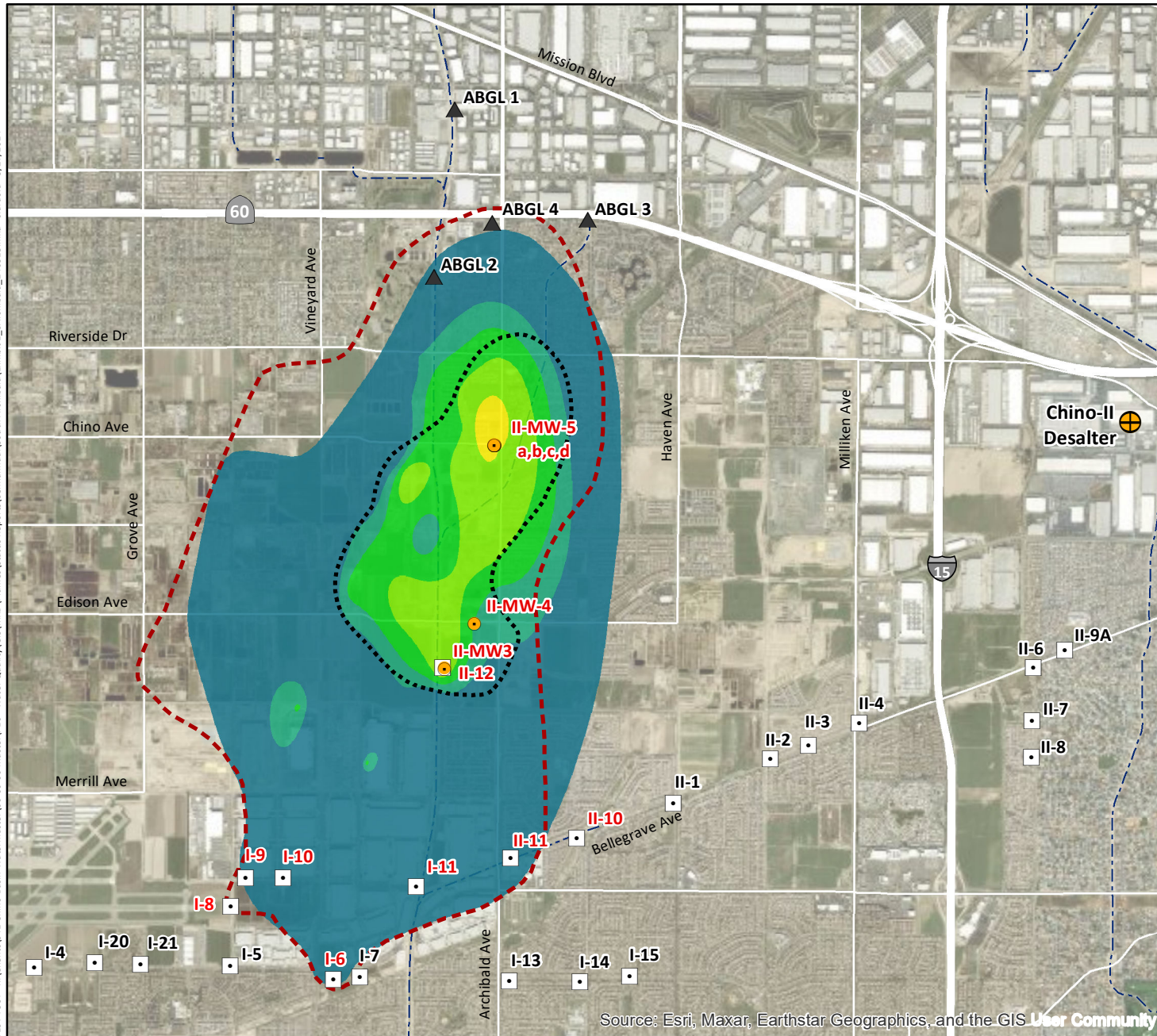
RECENT ACTIVITY

In accordance with the Stipulated CAO, the most recent annual sampling event by the Cities of Ontario and Upland at private wells and taps in the plume area was conducted in October through December 2023. A total of 40 samples were collected at 34 residential, commercial, and agricultural locations. The water quality monitoring data performed by the CDA at the pumping and monitoring wells within and adjacent to the plume are collected and reviewed with this data. The results are documented in the *2023 Annual Groundwater Monitoring Report*¹⁹:

- TCE was detected at 26 sample locations above the MCL and 8 sample locations were above the MCL of 5 µg/L.
- Concentrations of TCE on the western and southwestern edge of the plume are generally decreasing.
- TCE concentrations are increasing in the central portion of the plume just north of CDA well II-12, and the eastern and southeastern edge of the plume. Increased concentrations of TCE north of CDA well II-12 is likely the result of groundwater extraction at this well.
- TCE was detected for the first time since this annual monitoring and reporting program began at CDA pumping well I-8. And TCE continued to be detected at the CDA pumping wells I-9, I-10, I-6, I-11, and II-11.

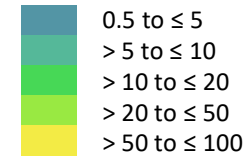
¹⁹ Dudek. (2023). *Annual Groundwater Monitoring Report South Archibald TCE Plume – Ontario, California*. Prepared for the City of Ontario and City of Upland. December 2023

WEST YOST - K:\Clients\941 Chino Basin Watermaster\00-00-00 Master\PE6 - Water Quality\GIS\MXD\Plumes\Status Reports\Semianual\South Archibald\Exhibit 1_Sarchibald_240315.mxd - sfaaola - 3/27/2024



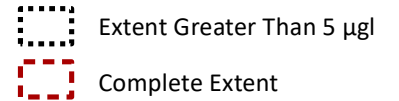
Maximum TCE Concentration (µg/l)

July 2017 to June 2022

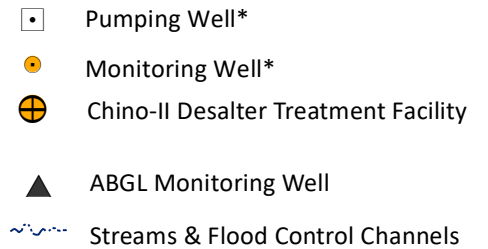


(Delineated by Chino Basin Watermaster in the 2022 State of the Basin Report)

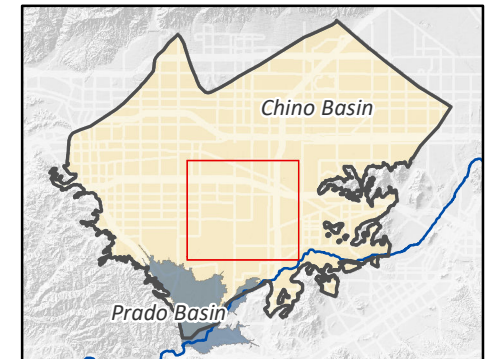
Approximate Extent of the Plume Delineated in the 2023 Annual Groundwater Monitoring Report



Chino Basin Desalter Authority Facilities:

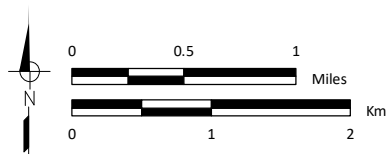


*Red labels indicate wells that are specifically discussed in the report.



Source: Esri, Maxar, Earthstar Geographics, and the GIS User Community

Prepared by:



Prepared for:

Chino Basin Watermaster
Semi-Annual Plume Report
South Archibald

